




RESULTS SUMMARY



**SD Biosensor
World Wheelchair
Curling Championship 2024
Gangneung, Korea**

2 - 9 March 2024



SAT 9 MAR 2024

Medallists

Medal	Country	Name	Position - Function
GOLD	NOR - Norway	STORDAHL Jostein (M)	4 S
		SKOGSTAD Geir Arne (M)	3
		SYVERSEN Ole Fredrik (M)	2
		SVEBERG Mia Larsen (F)	1
		DJUPSKAAS Ingrid (F)	A
		DAHLMAN Peter	C
SILVER	CAN - Canada	IDESON Mark (M)	1 S
		THURSTON Jon (M)	4
		FORREST Ina (F)	3
		DASH Gil (M)	2
		MOLNAR Chrissy (F)	A
		LIZMORE Mick	C
BRONZE	CHN - China	WANG Haitao (M)	4 S
		ZHANG Shuaiyu (M)	3
		ZHANG Qiang (M)	2
		YAN Zhuo (F)	1
		PENG Bing (M)	A
		LI Jianrui	C

Note:

Position and function for each team member:

4 = Fourth, **3** = Third, **2** = Second, **1** = Lead, **A** = Alternate, **S** = Skip, **C** = Coach

Legend:

F Female

M Male

Final Standings

Rank	Team	Players	Position - Function	Gender
1	NOR - Norway	STORDAHL Jostein	4 S	M
		SKOGSTAD Geir Arne	3	M
		SYVERSEN Ole Fredrik	2 V	M
		SVEBERG Mia Larsen	1	F
		DJUPSKAAS Ingrid	A	F
		DAHLMAN Peter	C	M
2	CAN - Canada	THURSTON Jon	4	M
		FORREST Ina	3 V	F
		DASH Gil	2	M
		IDESON Mark	1 S	M
		MOLNAR Chrissy	A	F
		LIZMORE Mick	C	M
3	CHN - China	WANG Haitao	4 S	M
		ZHANG Shuaiyu	3 V	M
		ZHANG Qiang	2	M
		YAN Zhuo	1	F
		PENG Bing	A	M
		LI Jianrui	C	M
4	SWE - Sweden	HOLM Marcus	4	M
		PERSSON Ronny	3	M
		PETERSSON-DAHL Viljo	2 S	M
		ULANDER Kristina	1 V	F
		JOHANSSON Sabina	A	F
		NARUP Peter	C	M
5	LAT - Latvia	LASMANS Agris	4 V	M
		DJACENKO Sergejs	3	M
		BRIEDIS Ojars	2 S	M
		MEIJERE Linda	1	F
		ROZKOVA Polina	A	F
		JESKE Rihards	C	M
6	KOR - Korea	YANG Huitae	4 V	M
		LEE Hyeonchul	3 S	M
		JANG Jaehyuk	2	M
		YUN Heekyeong	1	F
		KIM Jongpan	A	M
		CHO Yanghyun	C	M
7	SVK - Slovakia	ZATKO Peter	4 V	M
		DURIS Radoslav	3 S	M
		PITONAK Dusan	2	M
		KUNKELOVA Monika	1	F
		DURCEK Adrian	A	M
		MATULOVA Daniela	C	F
8	ITA - Italy	MARCHESE Egidio	4 S	M
		BICH Fabrizio	3 V	M
		RONZANI Matteo	2	M
		MENARDI Angela	1	F
		BERTO Orietta	A	F
		MAINO Roberto	C	M

Final Standings

Rank	Team	Players	Position - Function	Gender
9	USA - United States	THUMS Matthew	4 S	M
		SADOWSKI Shawn	3	M
		EMT Stephen	2 V	M
		DWYER Laura	1	F
		URANCHIMEG Batoyun	A	F
		ANNIS Pete	C	M
10	SCO - Scotland	EWAN Gregor	4 V	M
		NIBLOE Hugh	3 S	M
		McPHERSON Robert	2	M
		DAWSON-FARRELL Meggan	1	F
		SMITH Gary	A	M
		CARSON Luke	C	M
11	CZE - Czechia	SELNEKOVICOVA Dana	4 S	F
		TLUK Martin	3 V	M
		PESEK Petr	2	M
		BARTUNEK Milan	1	M
		BRINCILOVA Jana	A	F
		FREDERIKSEN Sune	C	M
12	EST - Estonia	VILLAU Ain	4 S	M
		MATAS Mait	3 V	M
		RIIDEBACH Katiin	2	F
		FALKENBERG Signe	1	F
		-	A	
		ANDRE Aleksander	C	M

Note:

Teams eliminated during the qualification games are ranked based on their Round Robin ranking.

Position and function for each team member:

4 = Fourth, **3** = Third, **2** = Second, **1** = Lead, **A** = Alternate, **S** = Skip, **V** = Vice-Skip, **C** = Coach

Legend:

F Female

M Male

A separate Sport Communication has been issued regarding the qualification for the WWhCC 2025.

Competition Summary

Session	Date	Time	Sheet A	Sheet B	Sheet C	Sheet D
Session 1	SAT 2 MAR	14:00	NOR 7-3 CZE	LAT 6-5 SCO	CAN 9-6 KOR	SVK 10-4 EST
Session 2	SAT 2 MAR	19:00	ITA 4-3 USA	KOR 8-3 EST	SWE 2-5 CHN	SCO 5-6 ^{EE} NOR
Session 3	SUN 3 MAR	9:00		CAN 6-4 SVK	LAT 10-4 CZE	
Session 4	SUN 3 MAR	14:00	EST 3-12 CHN	NOR 9-3 USA	SCO 3-6 ITA	SWE 4-14 KOR
Session 5	SUN 3 MAR	19:00	SWE 4-5 LAT	CZE 2-5 CHN	USA 4-5 SVK	CAN 8-3 ITA
Session 6	MON 4 MAR	9:00	KOR 6-2 SCO	ITA 5-8 SWE	NOR 2-9 EST	CHN 3-5 USA
Session 7	MON 4 MAR	14:00	SVK 1-6 SWE	USA 3-5 LAT	CHN 6-4 CAN	ITA 6-5 CZE
Session 8	MON 4 MAR	19:00	LAT 6-3 NOR	EST 5-7 CAN	CZE 6-5 SCO	KOR 9-2 SVK
Session 9	TUE 5 MAR	9:00	CHN 5-6 KOR	NOR 3-6 ITA	EST 4-5 SWE	USA 7-6 SCO
Session 10	TUE 5 MAR	14:00	CAN 5-7 USA	CZE 1-10 SWE	ITA 3-8 SVK	CHN 7-4 LAT
Session 11	TUE 5 MAR	19:00	EST 4-6 CZE	SCO 8-2 CAN	LAT 8-7 KOR	SVK 3-7 NOR
Session 12	WED 6 MAR	9:00	CHN 12-2 ITA	SVK 6-3 CZE	SWE 6-5 USA	LAT 2-9 CAN
Session 13	WED 6 MAR	14:00	CZE 4-13 CAN	KOR 5-6 ^{EE} NOR	SVK 7-5 ^{EE} LAT	SCO 6-4 EST
Session 14	WED 6 MAR	19:00	USA 9-3 EST	SWE 6-2 SCO	KOR 6-4 ITA	NOR 7-6 ^{EE} CHN
Session 15	THU 7 MAR	9:00	SCO 8-4 SVK	LAT 7-6 EST	CAN 8-0 NOR	CZE 2-7 KOR
Session 16	THU 7 MAR	14:00	NOR 7-6 SWE	USA 2-8 KOR	SCO 4-9 CHN	EST 3-10 ITA
Session 17	THU 7 MAR	19:00	ITA 3-8 LAT	CHN 9-5 SVK	USA 11-3 CZE	CAN 9-6 ^{EE} SWE
Qualifications	FRI 8 MAR	14:00	SWE 7-6 LAT			KOR 3-6 ^{EE} NOR
Semi-finals	FRI 8 MAR	19:00	NOR 7-3 CHN			SWE 2-4 CAN
Finals	SAT 9 MAR	11:00		CHN 6-3 SWE	NOR 6-2 CAN	

Standings after Round Robin

Rank	Team	Games	Wins	Losses		
1	CHN - China	11	8	3	Q	w2,1
2	CAN - Canada	11	8	3	Q	w2,0
3	LAT - Latvia	11	8	3	Q	w1,1
4	KOR - Korea	11	8	3	Q	w1,0
5	NOR - Norway	11	7	4	Q	
6	SWE - Sweden	11	6	5	Q	
7	SVK - Slovakia	11	5	6		w2
8	ITA - Italy	11	5	6		w1
9	USA - United States	11	5	6		w0
10	SCO - Scotland	11	3	8		
11	CZE - Czechia	11	2	9		
12	EST - Estonia	11	1	10		

Competition Summary

Play-offs Bracket

Qualification	Semi-finals	Finals	Final Standings
<p>4 KOR 3 Sheet D</p> <p>5 NOR 6</p> <p>3 LAT 6 Sheet A</p> <p>6 SWE 7</p>	<p>1 CHN 3 Sheet A</p> <p>NOR 7</p> <p>2 CAN 4 Sheet D</p> <p>SWE 2</p>	<p>NOR 6 Sheet C</p> <p>CAN 2</p> <p>CHN 6 Sheet B</p> <p>SWE 3</p>	<p>1 NOR - Norway</p> <p>2 CAN - Canada</p> <p>3 CHN - China</p> <p>4 SWE - Sweden</p> <p>5 LAT - Latvia</p> <p>6 KOR - Korea</p> <p>7 SVK - Slovakia</p> <p>8 ITA - Italy</p> <p>9 USA - United States</p> <p>10 SCO - Scotland</p> <p>11 CZE - Czechia</p> <p>12 EST - Estonia</p>
		<p>NOR 1st</p> <p>CAN 2nd</p> <p>CHN 3rd</p> <p>SWE 4th</p>	

Legend:

EE Extra End

Q Qualified for the play-offs

wn Number of wins (n) against tied teams

A separate Sport Communication has been issued regarding the qualification for the WWhCC 2025.

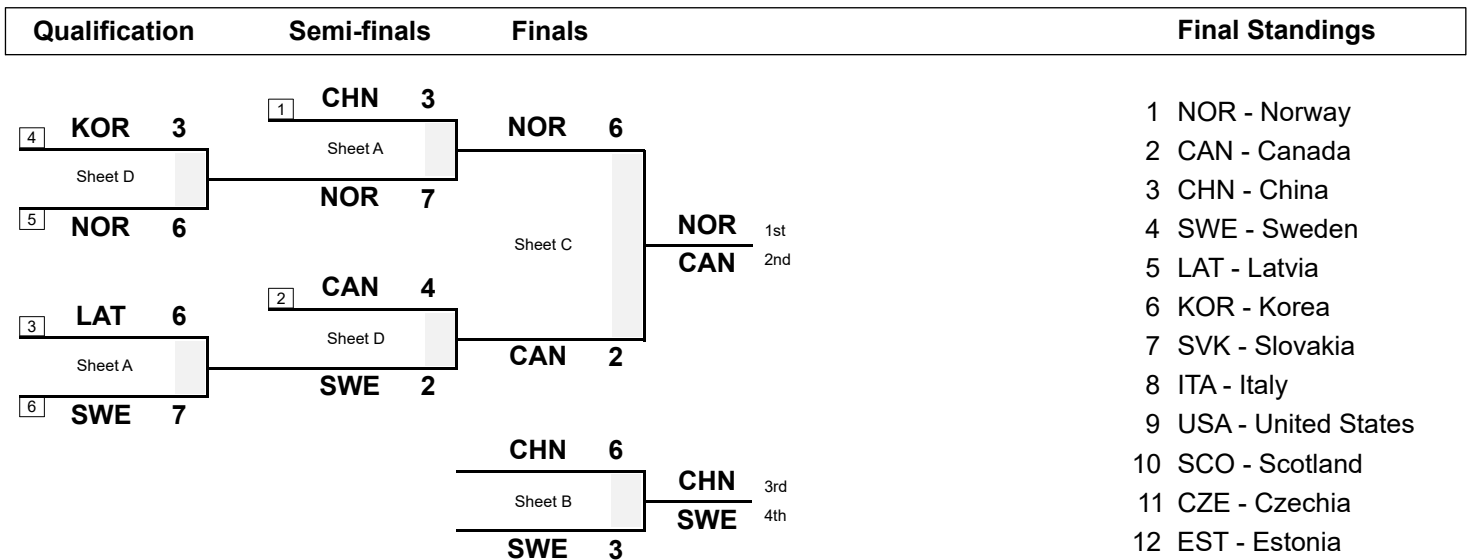
SAT 9 MAR 2024
Start Time 11:00

Finals **WORLD CURLING**

Session Results and Standings

Sheet	Team	LSFE	1	2	3	4	5	6	7	8	Extra Ends	Total
B	CHN - China	*	2	1	1	0	1	1	0	X		6
	SWE - Sweden		0	0	0	2	0	0	1	X		3
C	NOR - Norway		0	1	1	1	1	0	2	X		6
	CAN - Canada	*	1	0	0	0	0	1	0	X		2

Play-offs Bracket

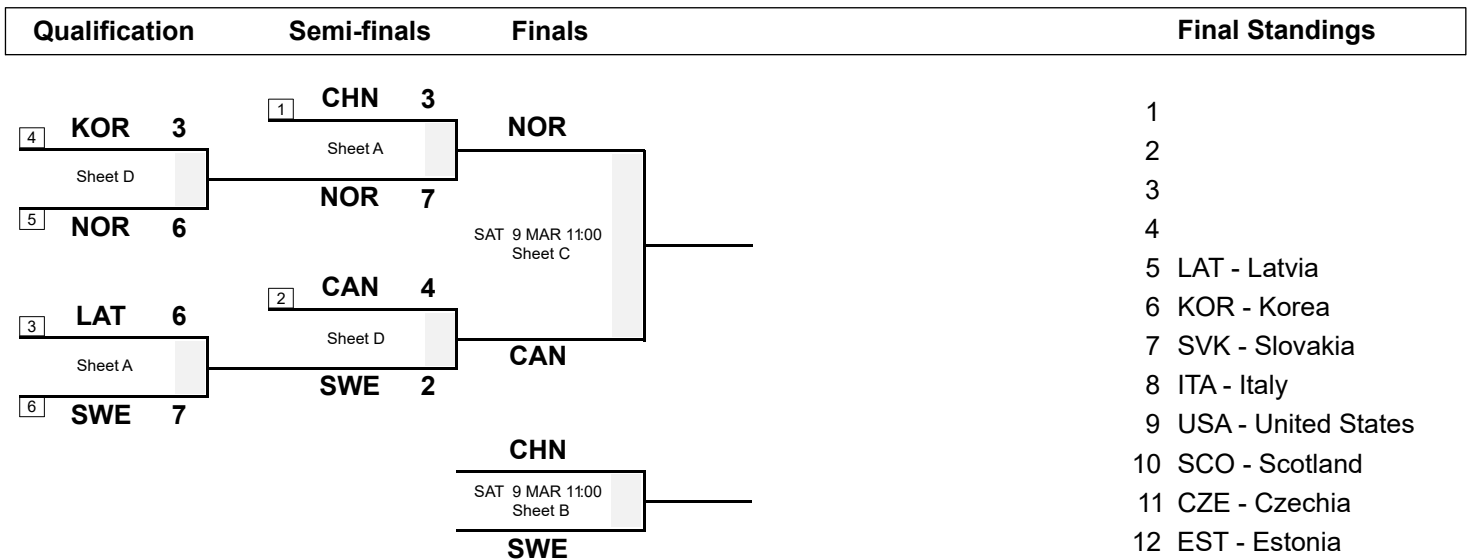


Legend:
 LSFE(*) Last Stone First End X Unplayed/unfinished end due to concession

Session Results and Standings

Sheet	Team	LSFE	1	2	3	4	5	6	7	8	Extra Ends	Total
A	NOR - Norway		0	1	0	2	0	2	2	X		7
	CHN - China	*	2	0	0	0	1	0	0	X		3
D	SWE - Sweden		0	1	0	1	0	0	0	X		2
	CAN - Canada	*	0	0	1	0	0	2	1	X		4

Play-offs Bracket



Legend:
 LSFE(*) Last Stone First End X Unplayed/unfinished end due to concession

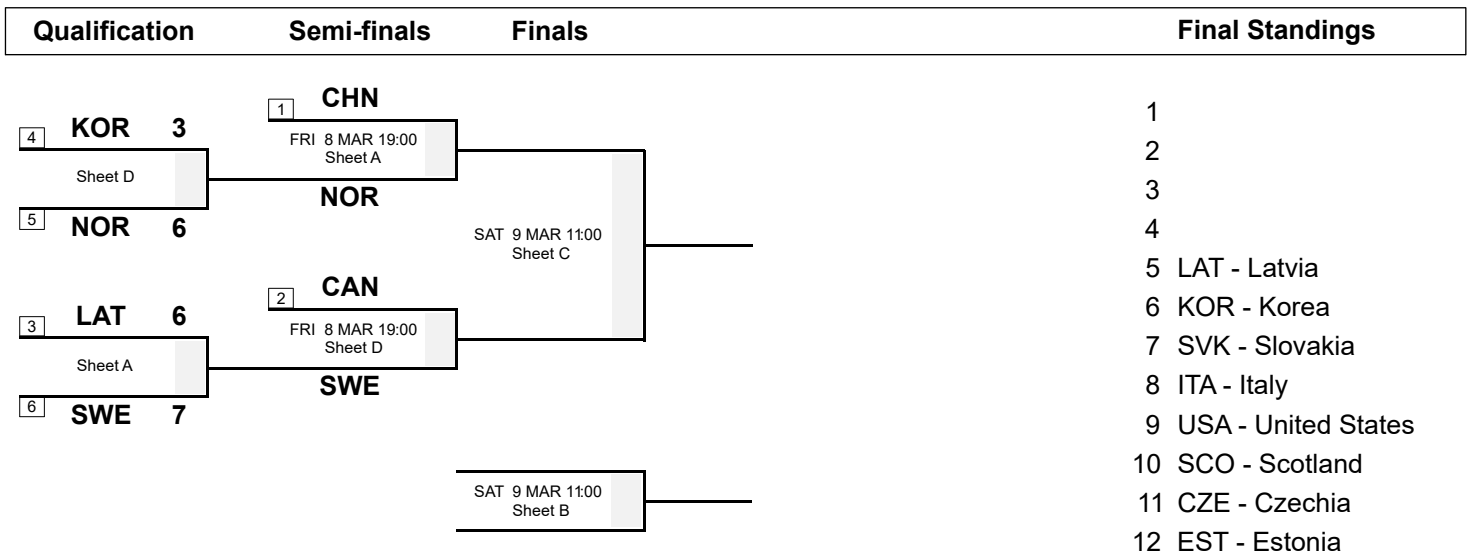
FRI 8 MAR 2024
Start Time 14:00

Qualification Games

Session Results and Standings

Sheet	Team	LSFE	1	2	3	4	5	6	7	8	Extra Ends	Total
A	SWE - Sweden		1	3	2	0	0	0	0	1		7
	LAT - Latvia	*	0	0	0	2	1	2	1	0		6
D	KOR - Korea	*	2	0	0	0	0	0	1	0		3
	NOR - Norway		0	2	1	1	1	0	0	1		6

Play-offs Bracket



Legend:
LSFE(*) Last Stone First End

Competition Matrix

Team	CAN	CHN	CZE	EST	ITA	KOR	LAT	NOR	SCO	SVK	SWE	USA
CAN		4 - 6	13 - 4	7 - 5	8 - 3	9 - 6	9 - 2	8 - 0	2 - 8	6 - 4	9 - 6	5 - 7
CHN	6 - 4		5 - 2	12 - 3	12 - 2	5 - 6	7 - 4	6 - 7	9 - 4	9 - 5	5 - 2	3 - 5
CZE	4 - 13	2 - 5		6 - 4	5 - 6	2 - 7	4 - 10	3 - 7	6 - 5	3 - 6	1 - 10	3 - 11
EST	5 - 7	3 - 12	4 - 6		3 - 10	3 - 8	6 - 7	9 - 2	4 - 6	4 - 10	4 - 5	3 - 9
ITA	3 - 8	2 - 12	6 - 5	10 - 3		4 - 6	3 - 8	6 - 3	6 - 3	3 - 8	5 - 8	4 - 3
KOR	6 - 9	6 - 5	7 - 2	8 - 3	6 - 4		7 - 8	5 - 6	6 - 2	9 - 2	14 - 4	8 - 2
LAT	2 - 9	4 - 7	10 - 4	7 - 6	8 - 3	8 - 7		6 - 3	6 - 5	5 - 7	5 - 4	5 - 3
NOR	0 - 8	7 - 6	7 - 3	2 - 9	3 - 6	6 - 5	3 - 6		6 - 5	7 - 3	7 - 6	9 - 3
SCO	8 - 2	4 - 9	5 - 6	6 - 4	3 - 6	2 - 6	5 - 6	5 - 6		8 - 4	2 - 6	6 - 7
SVK	4 - 6	5 - 9	6 - 3	10 - 4	8 - 3	2 - 9	7 - 5	3 - 7	4 - 8		1 - 6	5 - 4
SWE	6 - 9	2 - 5	10 - 1	5 - 4	8 - 5	4 - 14	4 - 5	6 - 7	6 - 2	6 - 1		6 - 5
USA	7 - 5	5 - 3	11 - 3	9 - 3	3 - 4	2 - 8	3 - 5	3 - 9	7 - 6	4 - 5	5 - 6	

Standings after Round Robin

Rank	Team	Games	Wins	Losses		
1	CHN - China	11	8	3	Q	w2,1
2	CAN - Canada	11	8	3	Q	w2,0
3	LAT - Latvia	11	8	3	Q	w1,1
4	KOR - Korea	11	8	3	Q	w1,0
5	NOR - Norway	11	7	4	Q	
6	SWE - Sweden	11	6	5	Q	
7	SVK - Slovakia	11	5	6		w2
8	ITA - Italy	11	5	6		w1
9	USA - United States	11	5	6		w0
10	SCO - Scotland	11	3	8		
11	CZE - Czechia	11	2	9		
12	EST - Estonia	11	1	10		

Legend:

Q Qualified for the play-offs **wn** Number of wins (n) against tied teams

Draw Shot Challenge

Rank Team	Stone Rotation	Last Stone Draw in each Round Robin Game											DSC
		1	2	3	4	5	6	7	8	9	10	11	
1 KOR - Korea	⌚	199.6	37.2	9.6	25.9	48.2	176.6	114.8	88.3	105.2	199.6	82.4	89.79cm
	⌚	58.4	124.3	199.6	128.4	21.5	98.1	56.0	29.0	53.0	139.6	199.6	
2 NOR - Norway	⌚	174.8	199.6	105.1	34.4	67.5	17.9	26.9	140.8	57.5	199.6	84.4	90.53cm
	⌚	199.6	81.8	199.6	41.8	199.6	26.7	67.8	78.6	99.7	16.0	90.1	
3 USA - United States	⌚	75.5	95.1	47.8	34.2	100.5	199.6	182.2	98.1	187.5	46.0	94.1	92.32cm
	⌚	181.1	27.2	86.0	199.6	129.8	17.6	199.6	80.0	33.8	9.3	120.9	
4 SVK - Slovakia	⌚	128.9	186.6	38.9	17.8	15.0	31.4	199.6	199.6	40.0	99.5	72.9	95.16cm
	⌚	199.6	199.6	41.4	37.3	163.6	199.6	76.9	37.2	21.3	152.8	142.8	
5 CAN - Canada	⌚	56.7	199.6	67.5	57.4	88.9	15.5	132.3	107.9	182.1	120.6	89.0	98.13cm
	⌚	152.2	154.2	151.7	49.5	171.4	112.6	118.4	34.8	9.9	89.9	187.3	
6 SWE - Sweden	⌚	199.6	199.6	86.8	109.6	148.0	157.3	166.8	142.0	122.6	12.8	34.3	98.43cm
	⌚	9.7	140.9	199.6	123.6	43.9	5.6	23.9	90.2	63.6	127.5	159.9	
7 CZE - Czechia	⌚	199.6	199.6	24.4	89.2	177.3	43.2	199.6	44.5	51.7	92.5	119.8	103.99cm
	⌚	73.5	199.6	50.4	199.6	46.1	199.6	91.9	132.3	68.3	61.9	114.3	
8 CHN - China	⌚	93.0	118.7	199.6	118.5	199.6	133.0	199.6	79.0	9.9	44.7	26.3	104.57cm
	⌚	146.4	74.3	154.8	199.6	185.1	35.8	49.6	38.9	79.1	105.5	199.6	
9 SCO - Scotland	⌚	199.6	199.6	70.4	28.8	199.6	100.5	192.3	110.4	75.5	174.5	89.2	105.23cm
	⌚	36.2	18.6	199.6	157.9	25.7	199.6	118.5	3.6	29.0	97.1	177.5	
10 ITA - Italy	⌚	108.3	199.6	152.5	92.6	48.2	170.6	36.7	86.9	194.2	171.1	157.9	106.95cm
	⌚	108.4	199.6	41.3	136.1	100.8	27.1	199.6	38.1	15.6	53.3	199.6	
11 EST - Estonia	⌚	13.4	199.6	199.6	152.6	57.3	55.5	80.0	91.6	62.8	41.8	126.2	110.03cm
	⌚	62.3	132.4	115.3	171.5	199.6	47.8	57.6	199.6	180.4	153.2	199.6	
12 LAT - Latvia	⌚	18.6	137.9	87.8	28.3	195.2	199.6	146.0	199.6	43.4	199.6	114.7	123.48cm
	⌚	94.2	17.9	199.6	123.9	199.6	91.5	199.6	192.4	147.0	199.6	32.8	

Note:

The Draw Shot Challenge (DSC) is the average distance of all the individual Last Stone Draws (LSD), which were delivered by a team during the round robin. The two least favourable results will be eliminated before calculating the average distance. The team with the lesser DSC receives the higher ranking. If the DSCs are equal then the team with the best non-equal counting LSD receives the higher ranking. In the case where all counting LSDs are equal, the team ranked higher in the official WCF World Rankings is ranked higher.

Legend:

⌚ Clockwise

⌚ Counter-clockwise

DSC Draw Shot Challenge

~~nnn.n~~ Eliminated Last Stone Draw

Scoring Analysis

Team	Games	LSFE	Stolen Ends	Last Stone Eff.	Force Eff.	Points Scored						Total	Plus / Minus
						0	1	2	3	4	>4		
CHN	For	6	15	44%	77%	4	16	11	8	3	1	79	+35
	Against	5	12			5	25	8	1	0	0	44	
KOR	For	7	23	39%	45%	3	28	11	6	2	1	82	+35
	Against	4	6			2	13	11	4	0	0	47	
CAN	For	7	14	44%	64%	1	19	14	7	0	2	80	+29
	Against	4	11			0	23	11	2	0	0	51	
LAT	For	4	14	26%	65%	1	21	10	7	1	0	66	+8
	Against	7	13			3	25	10	3	1	0	58	
SWE	For	5	17	41%	54%	7	25	16	2	0	0	63	+5
	Against	6	8			3	18	7	4	2	1	58	
USA	For	7	16	18%	58%	1	30	7	5	0	0	59	+2
	Against	4	12			3	21	11	2	2	0	57	
NOR	For	4	20	18%	57%	1	26	9	3	1	0	57	-3
	Against	7	20			3	26	12	2	1	0	60	
SCO	For	4	18	15%	61%	1	26	7	2	2	0	54	-8
	Against	7	21			0	30	11	2	1	0	62	
SVK	For	6	13	29%	57%	2	19	11	2	2	0	55	-9
	Against	5	20			4	28	5	7	0	1	64	
ITA	For	5	12	22%	44%	3	23	9	2	0	1	52	-15
	Against	6	14			2	23	13	2	3	0	67	
EST	For	5	13	14%	43%	1	25	5	3	1	0	48	-34
	Against	6	21			3	21	8	9	2	2	82	
CZE	For	6	6	18%	43%	4	19	7	2	0	0	39	-45
	Against	5	23			1	24	10	11	0	1	84	
Total	66		181			29	277	117	49	12	5	734	

Note:

Stolen ends are the ends won without the last stone advantage.
Last Stone Efficiency: Scoring two or more points with last stone advantage.
Force Efficiency: Forcing the opponent team to score only one point when they have the last stone advantage.

Legend:

>4 More than four points scored Eff. Efficiency LSFE Last Stone First End

Summary of Big Ends

Points Scored	By	Against	Session	End	Game Result
7	CAN - Canada	CZE - Czechia	13	5	13 : 4
6	KOR - Korea	SWE - Sweden	4	6	14 : 4
5	CAN - Canada	EST - Estonia	8	2	7 : 5
5	CHN - China	SVK - Slovakia	17	7	9 : 5
5	ITA - Italy	EST - Estonia	16	1	10 : 3
4	CHN - China	SCO - Scotland	16	1	9 : 4
4	CHN - China	ITA - Italy	12	1	12 : 2
4	CHN - China	LAT - Latvia	10	3	7 : 4
4	KOR - Korea	USA - United States	16	6	8 : 2
4	KOR - Korea	SWE - Sweden	4	2	14 : 4
4	SCO - Scotland	EST - Estonia	13	5	6 : 4
4	SCO - Scotland	USA - United States	9	6	6 : 7
4	SVK - Slovakia	ITA - Italy	10	5	8 : 3
4	SVK - Slovakia	EST - Estonia	1	5	10 : 4
4	EST - Estonia	NOR - Norway	6	3	9 : 2
4	LAT - Latvia	ITA - Italy	17	4	8 : 3
4	NOR - Norway	SWE - Sweden	16	2	7 : 6

Note:
Big ends are defined as ends with a score of four or more points.

THU 7 MAR 2024
Start Time 19:00

Round Robin Session 17

Session Results and Standings

Sheet	Team	LSD/LSFE	1	2	3	4	5	6	7	8	Extra Ends	Total
A	ITA - Italy	357.5cm	1	0	1	0	0	1	0	X		3
	LAT - Latvia	147.5cm *	0	2	0	4	1	0	1	X		8
B	CHN - China	225.9cm	1	2	1	0	0	0	5	X		9
	SVK - Slovakia	215.7cm *	0	0	0	3	1	1	0	X		5
C	USA - United States	215.0cm *	3	1	3	0	3	0	1	X		11
	CZE - Czechia	234.1cm	0	0	0	1	0	2	0	X		3
D	CAN - Canada	276.3cm	0	1	0	0	2	0	3	0	3	9
	SWE - Sweden	194.2cm *	1	0	1	2	0	1	0	1	0	6

Standings after Round Robin

Rank	Team	Games	Wins	Losses		
1	CHN - China	11	8	3	Q	w2,1
2	CAN - Canada	11	8	3	Q	w2,0
3	LAT - Latvia	11	8	3	Q	w1,1
4	KOR - Korea	11	8	3	Q	w1,0
5	NOR - Norway	11	7	4	Q	
6	SWE - Sweden	11	6	5	Q	
7	SVK - Slovakia	11	5	6		w2
8	ITA - Italy	11	5	6		w1
9	USA - United States	11	5	6		w0
10	SCO - Scotland	11	3	8		
11	CZE - Czechia	11	2	9		
12	EST - Estonia	11	1	10		

Legend:	LSD Last Stone Draw	LSFE(*) Last Stone First End	Q Qualified for the play-offs
	wn Number of wins (n) against tied teams	X Unplayed/unfinished end due to concession	

THU 7 MAR 2024
Start Time 14:00

Round Robin Session 16

Session Results and Standings

Sheet	Team	LSD/LSFE	1	2	3	4	5	6	7	8	Extra Ends	Total
A	NOR - Norway	174.5cm	0	4	0	1	1	0	1	0		7
	SWE - Sweden	140.3cm *	2	0	0	0	0	2	0	2		6
B	USA - United States	55.3cm *	1	0	1	0	0	0	0	X		2
	KOR - Korea	282.0cm	0	3	0	0	0	4	1	X		8
C	SCO - Scotland	266.7cm	0	0	0	1	1	2	0	X		4
	CHN - China	150.2cm *	4	2	0	0	0	0	3	X		9
D	EST - Estonia	325.8cm	0	0	0	0	1	1	1	X		3
	ITA - Italy	224.4cm *	5	2	2	1	0	0	0	X		10

Current Standings

Rank	Team	Games	Wins	Losses	
1	KOR - Korea	11	8	3	Q
2	CAN - Canada	10	7	3	Q
2	CHN - China	10	7	3	Q
2	LAT - Latvia	10	7	3	Q
5	NOR - Norway	11	7	4	Q
6	SWE - Sweden	10	6	4	Q
7	ITA - Italy	10	5	5	
7	SVK - Slovakia	10	5	5	
9	USA - United States	10	4	6	
10	SCO - Scotland	11	3	8	
11	CZE - Czechia	10	2	8	
12	EST - Estonia	11	1	10	

Note:

Under WCF rules, tie-breaking rules for standings are not applied until after the last game of the round robin.

Legend:

LSD Last Stone Draw

LSFE(*) Last Stone First End

Q Qualified for the play-offs

X Unplayed/unfinished end due to concession

THU 7 MAR 2024
Start Time 9:00

Round Robin Session 15

Session Results and Standings

Sheet	Team	LSD/LSFE	1	2	3	4	5	6	7	8	Extra Ends	Total
A	SCO - Scotland	271.6cm	1	1	3	0	2	0	1	X		8
	SVK - Slovakia	252.3cm *	0	0	0	2	0	2	0	X		4
B	LAT - Latvia	399.2cm	0	0	0	3	0	0	1	3		7
	EST - Estonia	195.0cm *	1	1	1	0	2	1	0	0		6
C	CAN - Canada	210.5cm *	1	1	2	2	1	1	X	X		8
	NOR - Norway	215.6cm	0	0	0	0	0	0	X	X		0
D	CZE - Czechia	154.4cm *	0	0	0	0	1	0	1	X		2
	KOR - Korea	339.2cm	1	1	1	1	0	3	0	X		7

Current Standings

Rank	Team	Games	Wins	Losses	
1	CAN - Canada	10	7	3	Q
1	KOR - Korea	10	7	3	Q
1	LAT - Latvia	10	7	3	Q
4	CHN - China	9	6	3	
4	SWE - Sweden	9	6	3	
6	NOR - Norway	10	6	4	
7	SVK - Slovakia	10	5	5	
8	ITA - Italy	9	4	5	
8	USA - United States	9	4	5	
10	SCO - Scotland	10	3	7	
11	CZE - Czechia	10	2	8	
12	EST - Estonia	10	1	9	

Note:

Under WCF rules, tie-breaking rules for standings are not applied until after the last game of the round robin.

Legend:

LSD Last Stone Draw

LSFE(*) Last Stone First End

Q Qualified for the play-offs

X Unplayed/unfinished end due to concession

WED 6 MAR 2024
Start Time 19:00

Round Robin Session 14

Session Results and Standings

Sheet	Team	LSD/LSFE	1	2	3	4	5	6	7	8	Extra Ends	Total
A	USA - United States	221.3cm *	0	0	3	3	1	2	X	X		9
	EST - Estonia	243.2cm	1	2	0	0	0	0	X	X		3
B	SWE - Sweden	186.2cm	1	1	0	2	1	0	1	X		6
	SCO - Scotland	104.5cm *	0	0	1	0	0	1	0	X		2
C	KOR - Korea	158.2cm *	1	0	2	0	2	0	0	1		6
	ITA - Italy	209.8cm	0	2	0	1	0	1	0	0		4
D	NOR - Norway	157.2cm	1	0	2	0	1	2	0	0	1	7
	CHN - China	89.0cm *	0	1	0	1	0	0	3	1	0	6

Current Standings

Rank	Team	Games	Wins	Losses
1	CAN - Canada	9	6	3
1	CHN - China	9	6	3
1	KOR - Korea	9	6	3
1	LAT - Latvia	9	6	3
1	NOR - Norway	9	6	3
1	SWE - Sweden	9	6	3
7	SVK - Slovakia	9	5	4
8	ITA - Italy	9	4	5
8	USA - United States	9	4	5
10	CZE - Czechia	9	2	7
10	SCO - Scotland	9	2	7
12	EST - Estonia	9	1	8

Note:

Under WCF rules, tie-breaking rules for standings are not applied until after the last game of the round robin.

Legend:

LSD Last Stone Draw

LSFE(*) Last Stone First End

X Unplayed/unfinished end due to concession

WED 6 MAR 2024
Start Time 14:00

Round Robin Session 13

Session Results and Standings

Sheet	Team	LSD/LSFE	1	2	3	4	5	6	7	8	Extra Ends	Total
A	CZE - Czechia	120.0cm *	1	1	0	2	0	0	X	X		4
	CAN - Canada	192.0cm	0	0	3	0	7	3	X	X		13
B	KOR - Korea	117.3cm *	0	1	1	1	1	1	0	0		5
	NOR - Norway	219.4cm	1	0	0	0	0	0	2	2	1	6
C	SVK - Slovakia	61.3cm *	1	0	1	0	1	0	2	0	2	7
	LAT - Latvia	190.4cm	0	0	0	1	0	1	0	3	0	5
D	SCO - Scotland	114.0cm *	1	0	1	0	4	0	0	X		6
	EST - Estonia	291.2cm	0	1	0	1	0	1	1	X		4

Current Standings

Rank	Team	Games	Wins	Losses
1	CHN - China	8	6	2
2	CAN - Canada	9	6	3
2	LAT - Latvia	9	6	3
4	KOR - Korea	8	5	3
4	NOR - Norway	8	5	3
4	SWE - Sweden	8	5	3
7	SVK - Slovakia	9	5	4
8	ITA - Italy	8	4	4
9	USA - United States	8	3	5
10	SCO - Scotland	8	2	6
11	CZE - Czechia	9	2	7
12	EST - Estonia	8	1	7

Note:
Under WCF rules, tie-breaking rules for standings are not applied until after the last game of the round robin.

Legend:
LSD Last Stone Draw LSFE(*) Last Stone First End X Unplayed/unfinished end due to concession

WED 6 MAR 2024
Start Time 9:00

Round Robin Session 12

Session Results and Standings

Sheet	Team	LSD/LSFE	1	2	3	4	5	6	7	8	Extra Ends	Total
A	CHN - China	117.9cm *	4	2	0	3	1	2	X	X		12
	ITA - Italy	125.0cm	0	0	2	0	0	0	X	X		2
B	SVK - Slovakia	236.8cm	3	0	0	1	0	2	0	X		6
	CZE - Czechia	176.8cm *	0	1	0	0	0	0	2	X		3
C	SWE - Sweden	232.2cm	0	2	1	0	1	0	0	2		6
	USA - United States	178.1cm *	1	0	0	2	0	1	1	0		5
D	LAT - Latvia	392.0cm	0	1	0	1	0	0	X	X		2
	CAN - Canada	142.7cm *	2	0	3	0	2	2	X	X		9

Current Standings

Rank	Team	Games	Wins	Losses
1	CHN - China	8	6	2
1	LAT - Latvia	8	6	2
3	KOR - Korea	7	5	2
4	CAN - Canada	8	5	3
4	SWE - Sweden	8	5	3
6	NOR - Norway	7	4	3
7	ITA - Italy	8	4	4
7	SVK - Slovakia	8	4	4
9	USA - United States	8	3	5
10	CZE - Czechia	8	2	6
11	EST - Estonia	7	1	6
11	SCO - Scotland	7	1	6

Note:
Under WCF rules, tie-breaking rules for standings are not applied until after the last game of the round robin.

Legend:
LSD Last Stone Draw LSFE(*) Last Stone First End X Unplayed/unfinished end due to concession

TUE 5 MAR 2024
Start Time 19:00

Round Robin Session 11

Session Results and Standings

Sheet	Team	LSD/LSFE	1	2	3	4	5	6	7	8	Extra Ends	Total
A	EST - Estonia	137.6cm *	1	0	0	1	0	0	2	0		4
	CZE - Czechia	291.5cm	0	1	1	0	1	1	0	2		6
B	SCO - Scotland	310.8cm	0	1	1	3	1	0	2	X		8
	CAN - Canada	250.7cm *	1	0	0	0	0	1	0	X		2
C	LAT - Latvia	345.6cm	0	0	2	0	3	0	1	2		8
	KOR - Korea	170.8cm *	3	2	0	1	0	1	0	0		7
D	SVK - Slovakia	276.5cm	0	0	0	2	0	0	1	X		3
	NOR - Norway	94.7cm *	3	1	1	0	1	1	0	X		7

Current Standings

Rank	Team	Games	Wins	Losses
1	LAT - Latvia	7	6	1
2	CHN - China	7	5	2
2	KOR - Korea	7	5	2
4	CAN - Canada	7	4	3
4	ITA - Italy	7	4	3
4	NOR - Norway	7	4	3
4	SWE - Sweden	7	4	3
8	SVK - Slovakia	7	3	4
8	USA - United States	7	3	4
10	CZE - Czechia	7	2	5
11	EST - Estonia	7	1	6
11	SCO - Scotland	7	1	6

Note:
Under WCF rules, tie-breaking rules for standings are not applied until after the last game of the round robin.

Legend:
LSD Last Stone Draw LSFE(*) Last Stone First End X Unplayed/unfinished end due to concession

TUE 5 MAR 2024
Start Time 14:00

Round Robin Session 10

Session Results and Standings

Sheet	Team	LSD/LSFE	1	2	3	4	5	6	7	8	Extra Ends	Total
A	CAN - Canada	128.1cm *	0	2	0	2	0	1	0	0		5
	USA - United States	381.8cm	1	0	1	0	2	0	1	2		7
B	CZE - Czechia	242.8cm	0	0	0	0	0	1	0	X		1
	SWE - Sweden	190.7cm *	1	1	2	1	2	0	3	X		10
C	ITA - Italy	236.3cm	0	0	0	3	0	0	0	X		3
	SVK - Slovakia	231.0cm *	1	0	1	0	4	1	1	X		8
D	CHN - China	249.2cm *	0	0	4	0	2	0	1	X		7
	LAT - Latvia	291.1cm	0	2	0	1	0	1	0	X		4

Current Standings

Rank	Team	Games	Wins	Losses
1	KOR - Korea	6	5	1
1	LAT - Latvia	6	5	1
3	CHN - China	7	5	2
4	CAN - Canada	6	4	2
5	ITA - Italy	7	4	3
5	SWE - Sweden	7	4	3
7	NOR - Norway	6	3	3
7	SVK - Slovakia	6	3	3
9	USA - United States	7	3	4
10	CZE - Czechia	6	1	5
10	EST - Estonia	6	1	5
12	SCO - Scotland	6	0	6

Note:
Under WCF rules, tie-breaking rules for standings are not applied until after the last game of the round robin.

Legend:
LSD Last Stone Draw LSFE(*) Last Stone First End X Unplayed/unfinished end due to concession

TUE 5 MAR 2024
Start Time 9:00

Round Robin Session 9

Session Results and Standings

Sheet	Team	LSD/LSFE	1	2	3	4	5	6	7	8	Extra Ends	Total
A	CHN - China	168.8cm *	0	1	0	0	1	0	3	0		5
	KOR - Korea	274.7cm	0	0	1	2	0	1	0	2		6
B	NOR - Norway	44.6cm *	0	2	0	0	0	1	0	0		3
	ITA - Italy	197.7cm	2	0	0	1	1	0	1	1		6
C	EST - Estonia	103.3cm *	1	0	0	1	0	0	2	0	0	4
	SWE - Sweden	162.9cm	0	0	2	0	0	1	0	1	1	5
D	USA - United States	217.2cm *	1	1	2	1	0	0	0	2		7
	SCO - Scotland	300.1cm	0	0	0	0	1	4	1	0		6

Current Standings

Rank	Team	Games	Wins	Losses
1	LAT - Latvia	5	5	0
2	KOR - Korea	6	5	1
3	CAN - Canada	5	4	1
4	CHN - China	6	4	2
4	ITA - Italy	6	4	2
6	NOR - Norway	6	3	3
6	SWE - Sweden	6	3	3
8	SVK - Slovakia	5	2	3
9	USA - United States	6	2	4
10	CZE - Czechia	5	1	4
11	EST - Estonia	6	1	5
12	SCO - Scotland	6	0	6

Note:

Under WCF rules, tie-breaking rules for standings are not applied until after the last game of the round robin.

Legend:

LSD Last Stone Draw

LSFE(*) Last Stone First End

MON 4 MAR 2024
Start Time 19:00

Round Robin Session 8

Session Results and Standings

Sheet	Team	LSD/LSFE	1	2	3	4	5	6	7	8	Extra Ends	Total
A	LAT - Latvia	394.8cm	0	2	2	1	0	0	1	X		6
	NOR - Norway	267.1cm *	1	0	0	0	1	1	0	X		3
B	EST - Estonia	256.9cm *	1	0	0	0	2	1	1	X		5
	CAN - Canada	260.3cm	0	5	1	1	0	0	0	X		7
C	CZE - Czechia	223.4cm *	3	1	0	0	1	0	0	1		6
	SCO - Scotland	225.3cm	0	0	1	1	0	2	1	0		5
D	KOR - Korea	69.7cm *	1	2	1	0	1	3	1	X		9
	SVK - Slovakia	178.6cm	0	0	0	2	0	0	0	X		2

Current Standings

Rank	Team	Games	Wins	Losses
1	LAT - Latvia	5	5	0
2	CAN - Canada	5	4	1
2	CHN - China	5	4	1
2	KOR - Korea	5	4	1
5	ITA - Italy	5	3	2
5	NOR - Norway	5	3	2
7	SVK - Slovakia	5	2	3
7	SWE - Sweden	5	2	3
9	CZE - Czechia	5	1	4
9	EST - Estonia	5	1	4
9	USA - United States	5	1	4
12	SCO - Scotland	5	0	5

Note:

Under WCF rules, tie-breaking rules for standings are not applied until after the last game of the round robin.

Legend:

LSD Last Stone Draw

LSFE(*) Last Stone First End

X Unplayed/unfinished end due to concession

MON 4 MAR 2024
Start Time 14:00

Round Robin Session 7

Session Results and Standings

Sheet	Team	LSD/LSFE	1	2	3	4	5	6	7	8	Extra Ends	Total
A	SVK - Slovakia	55.1cm *	0	0	1	0	0	0	0	X		1
	SWE - Sweden	191.9cm	1	0	0	2	1	1	1	X		6
B	USA - United States	230.3cm	0	0	1	0	1	0	1	X		3
	LAT - Latvia	152.2cm *	1	2	0	1	0	1	0	X		5
C	CHN - China	384.7cm	0	1	0	1	2	0	2	0		6
	CAN - Canada	106.9cm *	1	0	1	0	0	1	0	1		4
D	ITA - Italy	149.0cm *	0	2	0	2	0	1	0	1		6
	CZE - Czechia	288.8cm	1	0	1	0	2	0	1	0		5

Current Standings

Rank	Team	Games	Wins	Losses
1	LAT - Latvia	4	4	0
2	CHN - China	5	4	1
3	CAN - Canada	4	3	1
3	KOR - Korea	4	3	1
3	NOR - Norway	4	3	1
6	ITA - Italy	5	3	2
7	SVK - Slovakia	4	2	2
8	SWE - Sweden	5	2	3
9	EST - Estonia	4	1	3
10	USA - United States	5	1	4
11	CZE - Czechia	4	0	4
11	SCO - Scotland	4	0	4

Note:
Under WCF rules, tie-breaking rules for standings are not applied until after the last game of the round robin.

Legend:
LSD Last Stone Draw LSFE(*) Last Stone First End X Unplayed/unfinished end due to concession

MON 4 MAR 2024
Start Time 9:00

Round Robin Session 6

Session Results and Standings

Sheet	Team	LSD/LSFE	1	2	3	4	5	6	7	8	Extra Ends	Total
A	KOR - Korea	154.3cm *	0	1	0	1	1	2	1	X		6
	SCO - Scotland	186.7cm	1	0	1	0	0	0	0	X		2
B	ITA - Italy	228.7cm *	1	0	3	0	1	0	0	0		5
	SWE - Sweden	233.2cm	0	3	0	2	0	2	0	1		8
C	NOR - Norway	76.2cm *	0	0	0	1	1	0	0	X		2
	EST - Estonia	324.1cm	3	0	4	0	0	1	1	X		9
D	CHN - China	318.1cm	0	0	2	0	0	0	0	1		3
	USA - United States	233.8cm *	1	1	0	1	1	1	0	0		5

Current Standings

Rank	Team	Games	Wins	Losses
1	CAN - Canada	3	3	0
1	LAT - Latvia	3	3	0
3	CHN - China	4	3	1
3	KOR - Korea	4	3	1
3	NOR - Norway	4	3	1
6	SVK - Slovakia	3	2	1
7	ITA - Italy	4	2	2
8	EST - Estonia	4	1	3
8	SWE - Sweden	4	1	3
8	USA - United States	4	1	3
11	CZE - Czechia	3	0	3
12	SCO - Scotland	4	0	4

Note:

Under WCF rules, tie-breaking rules for standings are not applied until after the last game of the round robin.

Legend:

LSD Last Stone Draw

LSFE(*) Last Stone First End

X Unplayed/unfinished end due to concession

SUN 3 MAR 2024
Start Time 19:00

Round Robin Session 5

Session Results and Standings

Sheet	Team	LSD/LSFE	1	2	3	4	5	6	7	8	Extra Ends	Total
A	SWE - Sweden	286.4cm *	1	2	0	0	0	0	0	1		4
	LAT - Latvia	287.4cm	0	0	1	0	1	3	0	0		5
B	CZE - Czechia	74.8cm *	0	2	0	0	0	0	0	X		2
	CHN - China	354.4cm	1	0	2	0	1	1	0	X		5
C	USA - United States	133.8cm	1	0	0	1	0	1	1	0		4
	SVK - Slovakia	80.3cm *	0	2	1	0	1	0	0	1		5
D	CAN - Canada	219.2cm	1	0	2	2	1	0	2	X		8
	ITA - Italy	193.8cm *	0	2	0	0	0	1	0	X		3

Current Standings

Rank	Team	Games	Wins	Losses
1	CAN - Canada	3	3	0
1	CHN - China	3	3	0
1	LAT - Latvia	3	3	0
1	NOR - Norway	3	3	0
5	ITA - Italy	3	2	1
5	KOR - Korea	3	2	1
5	SVK - Slovakia	3	2	1
8	CZE - Czechia	3	0	3
8	EST - Estonia	3	0	3
8	SCO - Scotland	3	0	3
8	SWE - Sweden	3	0	3
8	USA - United States	3	0	3

Note:
Under WCF rules, tie-breaking rules for standings are not applied until after the last game of the round robin.

Legend:
LSD Last Stone Draw LSFE(*) Last Stone First End X Unplayed/unfinished end due to concession

SUN 3 MAR 2024
Start Time 14:00

Round Robin Session 4

Session Results and Standings

Sheet	Team	LSD/LSFE	1	2	3	4	5	6	7	8	Extra Ends	Total
A	EST - Estonia	314.9cm	0	1	0	0	1	0	1	X		3
	CHN - China	193.0cm *	3	0	3	3	0	3	0	X		12
B	NOR - Norway	304.7cm	0	2	2	3	1	0	1	X		9
	USA - United States	122.3cm *	1	0	0	0	0	2	0	X		3
C	SCO - Scotland	270.0cm *	2	0	0	0	0	0	1	X		3
	ITA - Italy	399.2cm	0	1	1	1	1	2	0	X		6
D	SWE - Sweden	340.5cm	0	0	2	0	2	0	X	X		4
	KOR - Korea	209.2cm *	2	4	0	2	0	6	X	X		14

Current Standings

Rank	Team	Games	Wins	Losses
1	NOR - Norway	3	3	0
2	CAN - Canada	2	2	0
2	CHN - China	2	2	0
2	ITA - Italy	2	2	0
2	LAT - Latvia	2	2	0
6	KOR - Korea	3	2	1
7	SVK - Slovakia	2	1	1
8	CZE - Czechia	2	0	2
8	SWE - Sweden	2	0	2
8	USA - United States	2	0	2
11	EST - Estonia	3	0	3
11	SCO - Scotland	3	0	3

Note:

Under WCF rules, tie-breaking rules for standings are not applied until after the last game of the round robin.

Legend:

LSD Last Stone Draw

LSFE(*) Last Stone First End

X Unplayed/unfinished end due to concession

SUN 3 MAR 2024
Start Time 9:00

Round Robin Session 3

Session Results and Standings

Sheet	Team	LSD/LSFE	1	2	3	4	5	6	7	8	Extra Ends	Total
B	CAN - Canada	353.8cm *	1	0	1	0	0	0	3	1		6
	SVK - Slovakia	386.2cm	0	1	0	2	0	1	0	0		4
C	LAT - Latvia	155.8cm *	0	1	3	0	3	2	1	X		10
	CZE - Czechia	399.2cm	3	0	0	1	0	0	0	X		4

Current Standings

Rank	Team	Games	Wins	Losses
1	CAN - Canada	2	2	0
1	LAT - Latvia	2	2	0
1	NOR - Norway	2	2	0
4	CHN - China	1	1	0
4	ITA - Italy	1	1	0
6	KOR - Korea	2	1	1
6	SVK - Slovakia	2	1	1
8	SWE - Sweden	1	0	1
8	USA - United States	1	0	1
10	CZE - Czechia	2	0	2
10	EST - Estonia	2	0	2
10	SCO - Scotland	2	0	2

Note:

Under WCF rules, tie-breaking rules for standings are not applied until after the last game of the round robin.

Legend:

LSD Last Stone Draw

LSFE(*) Last Stone First End

X Unplayed/unfinished end due to concession

SAT 2 MAR 2024
Start Time 19:00

Round Robin Session 2

Session Results and Standings

Sheet	Team	LSD/LSFE	1	2	3	4	5	6	7	8	Extra Ends	Total
A	ITA - Italy	216.7cm *	1	0	0	1	0	1	1	0		4
	USA - United States	256.6cm	0	0	1	0	1	0	0	1		3
B	KOR - Korea	161.5cm *	1	2	3	1	0	1	0	X		8
	EST - Estonia	332.0cm	0	0	0	0	0	0	3	X		3
C	SWE - Sweden	209.3cm *	0	0	0	0	1	0	1	0		2
	CHN - China	239.4cm	0	0	1	2	0	0	0	2		5
D	SCO - Scotland	218.2cm *	0	0	0	2	1	0	1	1	0	5
	NOR - Norway	281.4cm	1	1	2	0	0	1	0	0	1	6

Current Standings

Rank	Team	Games	Wins	Losses
1	NOR - Norway	2	2	0
2	CAN - Canada	1	1	0
2	CHN - China	1	1	0
2	ITA - Italy	1	1	0
2	LAT - Latvia	1	1	0
2	SVK - Slovakia	1	1	0
7	KOR - Korea	2	1	1
8	CZE - Czechia	1	0	1
8	SWE - Sweden	1	0	1
8	USA - United States	1	0	1
11	EST - Estonia	2	0	2
11	SCO - Scotland	2	0	2

Note:
Under WCF rules, tie-breaking rules for standings are not applied until after the last game of the round robin.

Legend:
LSD Last Stone Draw LSFE(*) Last Stone First End X Unplayed/unfinished end due to concession

SAT 2 MAR 2024
Start Time 14:00

Round Robin Session 1

Session Results and Standings

Sheet	Team	LSD/LSFE	1	2	3	4	5	6	7	8	Extra Ends	Total
A	NOR - Norway	374.4cm	2	0	1	0	3	0	1	X		7
	CZE - Czechia	273.1cm *	0	1	0	2	0	0	0	X		3
B	LAT - Latvia	112.8cm *	0	0	2	0	0	2	1	1		6
	SCO - Scotland	235.8cm	1	2	0	1	1	0	0	0		5
C	CAN - Canada	208.9cm *	2	0	3	0	2	2	0	X		9
	KOR - Korea	258.0cm	0	1	0	2	0	0	3	X		6
D	SVK - Slovakia	328.5cm	0	2	1	1	4	0	2	X		10
	EST - Estonia	75.7cm *	3	0	0	0	0	1	0	X		4

Current Standings

Rank	Team	Games	Wins	Losses
1	CAN - Canada	1	1	0
1	LAT - Latvia	1	1	0
1	NOR - Norway	1	1	0
1	SVK - Slovakia	1	1	0
5	CZE - Czechia	1	0	1
5	EST - Estonia	1	0	1
5	KOR - Korea	1	0	1
5	SCO - Scotland	1	0	1
	CHN - China	0		
	ITA - Italy	0		
	SWE - Sweden	0		
	USA - United States	0		

Note:
Under WCF rules, tie-breaking rules for standings are not applied until after the last game of the round robin.

Legend:
LSD Last Stone Draw LSFE(*) Last Stone First End X Unplayed/unfinished end due to concession

SPORTS COMMUNICATION

SUMMARY

Qualification for the World Wheelchair Curling Championship 2025

DETAILS

World Curling has not yet received confirmation from Italy about the status of the test event for the Paralympic Winter Games 2026. The test event is normally the World Wheelchair Championship the season before the Paralympic Winter Games.

World Curling rules state that one team from the Host Association plus eight Member Associations (excluding the host) from the previous World Wheelchair Curling Championship will qualify. The remaining three teams will be qualified through the World Wheelchair-B Curling Championship.

This means that from the World Wheelchair Curling Championship 2024 only the top eight Member Associations are guaranteed entry to the World Wheelchair Curling Championship 2025.

The remaining spot can only be determined once we have information on whether Italy will host the World Wheelchair Curling Championship in 2025 as the official test event for the Paralympic Winter Games in 2026 or not.

As soon as this is decided, all World Curling Member Associations will be informed.

Issued by: Eeva Röthlisberger, Head of Competitions

Time: 10:00 CET

Date: 29 February 2024

Entry List by Event

As of FRI 1 MAR 2024

CAN - Canada			
4	THURSTON Jon	M	R
3 V	FORREST Ina	F	L
2	DASH Gil	M	R
1 S	IDESON Mark	M	R
A	MOLNAR Chrissy	F	R
C	LIZMORE Mick		
O	PAQUETTE Kyle		
O	SHATIL Sari		

CHN - China			
4 S	WANG Haitao	M	L
3 V	ZHANG Shuaiyu	M	R
2	ZHANG Qiang	M	R
1	YAN Zhuo	F	R
A	PENG Bing	M	R
C	LI Jianrui		
2C	YANG Hongbo		
T	REN Fang		

CZE - Czechia			
4 S	SELNEKOVICOVA Dana	F	R
3 V	TLUK Martin	M	R
2	PESEK Petr	M	R
1	BARTUNEK Milan	M	R
A	BRINCILOVA Jana	F	R
C	FREDERIKSEN Sune (DEN)		
T	VYDROVA Eleonora		
O	CHVALOVA Jana		

EST - Estonia			
4 S	VILLAU Ain	M	R
3 V	MATAS Mait	M	R
2	RIIDEBACH Katlin	F	R
1	FALKENBERG Signe	F	R
A	-		
C	ANDRE Aleksander		
O	ROGENBAUM Laura		
O	-		

ITA - Italy			
4 S	MARCHESE Egidio	M	R
3 V	BICH Fabrizio	M	R
2	RONZANI Matteo	M	R
1	MENARDI Angela	F	R
A	BERTO Orietta	F	R
C	MAINO Roberto		
O	GIACCHE Barbara		
O	TEPPEX Fabrizio		

KOR - Korea			
4 V	YANG Huitae	M	R
3 S	LEE Hyeonchul	M	R
2	JANG Jaehyuk	M	R
1	YUN Heekyeong	F	R
A	KIM Jongpan	M	R
C	CHO Yanghyun		
T	KANG Nayoung		
O	PARK Kwon-Il		

LAT - Latvia			
4 V	LASMANS Agris	M	R
3	DJACENKO Sergejs	M	R
2 S	BRIEDIS Ojars	M	L
1	MEIJERE Linda	F	R
A	ROZKOVA Polina	F	R
C	JESKE Rihards		
O	LELDE Skela		
O	-		

NOR - Norway			
4 S	STORDAHL Jostein	M	R
3	SKOGSTAD Geir Arne	M	R
2 V	SYVERSEN Ole Fredrik	M	R
1	SVEBERG Mia Larsen	F	R
A	DJUPSKAAS Ingrid	F	L
C	DAHLMAN Peter (SWE)		
O	-		
O	-		

SCO - Scotland			
4 V	EWAN Gregor	M	R
3 S	NIBLOE Hugh	M	R
2	McPHERSON Robert	M	R
1	DAWSON-FARRELL Meggan	F	R
A	SMITH Gary	M	R
C	CARSON Luke		
O	LEITH David		
O	BUSH Maggie		

SVK - Slovakia			
4 V	ZATKO Peter	M	R
3 S	DURIS Radoslav	M	R
2	PITONAK Dusan	M	R
1	KUNKELOVA Monika	F	R
A	DURCEK Adrian	M	R
C	MATULOVA Daniela		
2C	BUBENIK Milan		
T	DURISOVA Lenka		

Entry List by Event

As of FRI 1 MAR 2024

SWE - Sweden			
4	HOLM Marcus	M	L
3	PERSSON Ronny	M	R
2 S	PETERSSON-DAHL Viljo	M	R
1 V	ULANDER Kristina	F	R
A	JOHANSSON Sabina	F	R
C	NARUP Peter		
O	AABERG Anna		
O	-		

USA - United States			
4 S	THUMS Matthew	M	R
3	SADOWSKI Shawn	M	R
2 V	EMT Stephen	M	R
1	DWYER Laura	F	R
A	URANCHIMEG Batoyun	F	R
C	ANNIS Pete		
2C	SCHULTZ Jessica		
O	-		

Note:

Position and function for each team member:

4 = Fourth, **3** = Third, **2** = Second, **1** = Lead, **A** = Alternate, **S** = Skip, **V** = Vice-Skip

C = Coach, **2C** = 2nd Team Coach, **NC** = National Coach, **T** = Translator, **O** = Team Official

Legend:

F Female

L Left-handed

M Male

R Right-handed

Competition Officials

As of THU 29 FEB 2024

Function	Name	Organisation
WCF President:	WELLING Beau	USA - United States
WCF Head of Competitions:	ROETHLISBERGER Eeva	SUI - Switzerland
WCF Technical Delegate:	SNITIL Jiri	CZE - Czechia
Chief Umpire:	GOWER Michele	CAN - Canada
Deputy Chief Umpire:	IMLAY David	SCO - Scotland
Game Umpires:	DE LOTTO Giorgia	ITA - Italy
	KIM Se-Mi	KOR - Korea
	KOO Maerang	KOR - Korea
	MINNS Cheryl	CAN - Canada
	TRAILA Octavia	ROU - Romania
Chief Timer:	WALKER Stuart	SCO - Scotland
Deputy Chief Timers:	LI Lingshu	CHN - China
Chief Ice Technician:	CALLAN Mark	SCO - Scotland
Deputy Chief Ice Technician:	SKAGA Ingvild	NOR - Norway
Chief Classifier:	NEWELL Emilie	CAN - Canada
Classifier Panellist:	PARK Joo Young	KOR - Korea
	PARK Soyeon	KOR - Korea
	SHATIL Sari	KOR - Korea

Competition Schedule

As of TUE 20 FEB 2024

Date	Start Time	Session	Sheet A	Sheet B	Sheet C	Sheet D	
SAT 2 MAR	14:00	1	NOR - CZE	LAT - SCO	CAN - KOR	SVK - EST	
	19:00	2	ITA - USA	KOR - EST	SWE - CHN	SCO - NOR	
SUN 3 MAR	9:00	3		CAN - SVK	LAT - CZE		
	14:00	4	EST - CHN	NOR - USA	SCO - ITA	SWE - KOR	
	19:00	5	SWE - LAT	CZE - CHN	USA - SVK	CAN - ITA	
MON 4 MAR	9:00	6	KOR - SCO	ITA - SWE	NOR - EST	CHN - USA	
	14:00	7	SVK - SWE	USA - LAT	CHN - CAN	ITA - CZE	
	19:00	8	LAT - NOR	EST - CAN	CZE - SCO	KOR - SVK	
TUE 5 MAR	9:00	9	CHN - KOR	NOR - ITA	EST - SWE	USA - SCO	
	14:00	10	CAN - USA	CZE - SWE	ITA - SVK	CHN - LAT	
	19:00	11	EST - CZE	SCO - CAN	LAT - KOR	SVK - NOR	
WED 6 MAR	9:00	12	CHN - ITA	SVK - CZE	SWE - USA	LAT - CAN	
	14:00	13	CZE - CAN	KOR - NOR	SVK - LAT	SCO - EST	
	19:00	14	USA - EST	SWE - SCO	KOR - ITA	NOR - CHN	
THU 7 MAR	9:00	15	SCO - SVK	LAT - EST	CAN - NOR	CZE - KOR	
	14:00	16	NOR - SWE	USA - KOR	SCO - CHN	EST - ITA	
	19:00	17	ITA - LAT	CHN - SVK	USA - CZE	CAN - SWE	
FRI 8 MAR	14:00	Qualification Games					
	19:00	Semi-finals					
SAT 9 MAR	11:00	Finals					

Note:

First named team in each game plays red-handled stones and wears dark coloured upper playing garments.
Please check online for more details and the latest updates.