



RESULTS SUMMARY



**SD Biosensor
World Wheelchair Mixed Doubles
Curling Championship 2024
Gangneung, Korea**

11 - 16 March 2024





SAT 16 MAR 2024

Medallists

Medal	Country	Name	Gender
GOLD	KOR - Korea	CHO Minkyong	F
		JEONG Taeyeong	M
		PARK Mihye	
SILVER	CHN - China	WANG Meng	F
		YANG Jinqiao	M
		RU Xia	
BRONZE	ITA - Italy	BERTO Orietta	F
		IORIATTI Paolo	M
		MAINO Roberto	

Note:
Team members are identified as follows:
F = Female, M = Male

Final Standings

Rank	Team	Players	Gender	Group Rank	DSC
1	KOR - Korea	CHO Minkyong JEONG Taeyeong PARK Mihye	F M C		
2	CHN - China	WANG Meng YANG Jinqiao RU Xia	F M C		
3	ITA - Italy	BERTO Orietta IORIATTI Paolo MAINO Roberto	F M C		
4	JPN - Japan	OGAWA Aki NAKAJIMA Yoji IINO Akiko	F M C		
5	USA - United States	URANCHIMEG Batoyun THUMS Matthew ANNIS Pete	F M C		
6	SVK - Slovakia	KUNKELOVA Monika DURIS Radoslav MATULOVA Daniela	F M C		
7	LAT - Latvia	ROZKOVA Polina LASMANS Agris LILL Erkki	F M C		
8	EST - Estonia	RIIDEBACH Katlin MATAS Mait ANDRE Aleksander	F M C		
9	ENG - England	ASPEY Karen PIMBLETT Stewart LENTON Tony	F M C	B3	134.62 cm
10	SCO - Scotland	MCKENNA Charlotte SMITH Gary RYDER Niall	F M C	A4	68.92 cm
11	FIN - Finland	LAMPINEN Ritva TUOMAALA Harry IKAVALKO Lauri	F M C	B4	120.76 cm
12	DEN - Denmark	SCHMIDT Helle OERBAEK Kenneth CHRISTENSEN Per	F M C	C4	167.05 cm
13	SWE - Sweden	GLENNERT Johanna ANDERSSON Tommy GRAN Soren	F M C	C5	89.31 cm
14	NOR - Norway	IVERSEN Rikke LORENTSEN Rune INGVALDSEN Elin	F M C	A5	94.40 cm

Final Standings

Rank	Team	Players	Gender	Group Rank	DSC
15	SUI - Switzerland	VILLARS Melanie TERCIER Pierre-Alain MEIENBERG Stefan	F M C	B5	116.27 cm
16	HUN - Hungary	SASADI Aniko BARKOCZI Peter ROZGONYI Gergely	F M C	C6	105.01 cm
17	CAN - Canada	JOSEPH Collinda THIESSEN Dennis FERGUSON Dana	F M C	B6	120.92 cm
18	TUR - Türkiye	BINGOL Zuleyha COSKUN Kenan TURAN Ahmet Faruk	F M C	A6	137.88 cm
19	POL - Poland	BODYCH Monika WASZEK Lukasz SCHROEDER Agnieszka	F M C	A7	101.86 cm
20	ESP - Spain	NADAL RODRIGUEZ Anna TRAMONT Bertrand FERNANDEZ PICADO Maria	F M C	C7	111.18 cm
21	SLO - Slovenia	JEGLIC Jovita ZEROVNIK Robert VERBINC Gregor	F M C	B7	150.65 cm

Note:
Team members are identified as follows:
F = Female, **M** = Male, **C** = Coach

Competition Summary

Session	Date	Time	Sheet A	Sheet B	Sheet C	Sheet D
Session 1	MON 11 MAR	9:00	USA 9-2 FIN	EST 9-3 TUR	POL 7-11 NOR	LAT 1-9 SVK
Session 2	MON 11 MAR	13:00	HUN 7-9 CHN	JPN 7-4 ESP	SUI 6-3 CAN	KOR 10-7 DEN
Session 3	MON 11 MAR	16:00	NOR 7-8 EST	LAT 10-1 POL	SVK 11-3 SCO	ITA 12-3 ENG
Session 4	MON 11 MAR	19:30	DEN W-L SWE	KOR 12-3 HUN	CHN 11-4 JPN	SLO 1-9 CAN
Session 5	TUE 12 MAR	9:00	SUI 5-6 ENG	USA 7-2 SLO	NOR 7-3 TUR	FIN 6-11 ITA
Session 6	TUE 12 MAR	12:30	SCO 3-6 LAT	ESP 3-10 SWE	DEN 7-9 CHN	JPN 6-5 HUN
Session 7	TUE 12 MAR	16:00	CAN 6-5 ITA	FIN 3-8 ENG	SLO 7-11 SUI	SVK 6-5 EST
Session 8	TUE 12 MAR	19:30	POL L-W TUR	HUN 3-7 DEN	JPN 7-6 SWE	ESP 6-11 KOR
Session 9	WED 13 MAR	9:00	TUR 6-4 SVK	NOR 5-10 LAT	SCO 5-8 POL	DEN 3-8 JPN
Session 10	WED 13 MAR	12:30	CHN 12-2 ESP	SLO 2-6 ITA	CAN 7-9 FIN	ENG 4-8 USA
Session 11	WED 13 MAR	16:00	EST 7-6 SCO	POL 3-9 SVK	SWE 5-7 KOR	TUR 5-13 LAT
Session 12	WED 13 MAR	19:30	FIN 9-1 SLO	ENG 6-4 CAN	HUN W-L ESP	USA 13-2 SUI
Session 13	THU 14 MAR	9:00	KOR 3-6 JPN	SUI 7-10 FIN	ESP 4-6 DEN	SWE 5-10 CHN
Session 14	THU 14 MAR	12:30	SVK 6-4 NOR	TUR 5-7 SCO	ITA 5-9 USA	EST 9-10 POL
Session 15	THU 14 MAR	16:00	SWE 9-4 HUN	CHN 2-8 KOR	ENG 10-3 SLO	
Session 16	THU 14 MAR	19:30	ITA 10-6 SUI	CAN 5-6 USA	LAT 11-2 EST	SCO 5-4 NOR
Quarter-Finals	FRI 15 MAR	10:00	LAT 4-8 CHN	JPN 9-8 USA	EST 4-7 KOR	SVK 7-8 ITA
Semi-finals	FRI 15 MAR	17:00	KOR 9-6 ITA			JPN 2-7 CHN
Finals	SAT 16 MAR	10:00		CHN 3-8 KOR	JPN 4-8 ITA	

Standings after Round Robin

Group A										Group B									
Rank	Team	Games	Wins	Losses						Rank	Team	Games	Wins	Losses					
1	SVK - Slovakia	6	5	1	Q	w1	DSC	99.11cm		1	USA - United States	6	6	0	Q		DSC	44.95cm	
2	LAT - Latvia	6	5	1	Q	w0	DSC	110.63cm		2	ITA - Italy	6	4	2	Q	w1	DSC	117.61cm	
3	EST - Estonia	6	3	3	Q		DSC	94.97cm		3	ENG - England	6	4	2	w0		DSC	134.62cm	
4	SCO - Scotland	6	2	4		w2,1				4	FIN - Finland	6	3	3					
5	NOR - Norway	6	2	4		w2,0				5	SUI - Switzerland	6	2	4	w1				
6	TUR - Türkiye	6	2	4		w1,1				6	CAN - Canada	6	2	4	w0				
7	POL - Poland	6	2	4		w1,0				7	SLO - Slovenia	6	0	6					

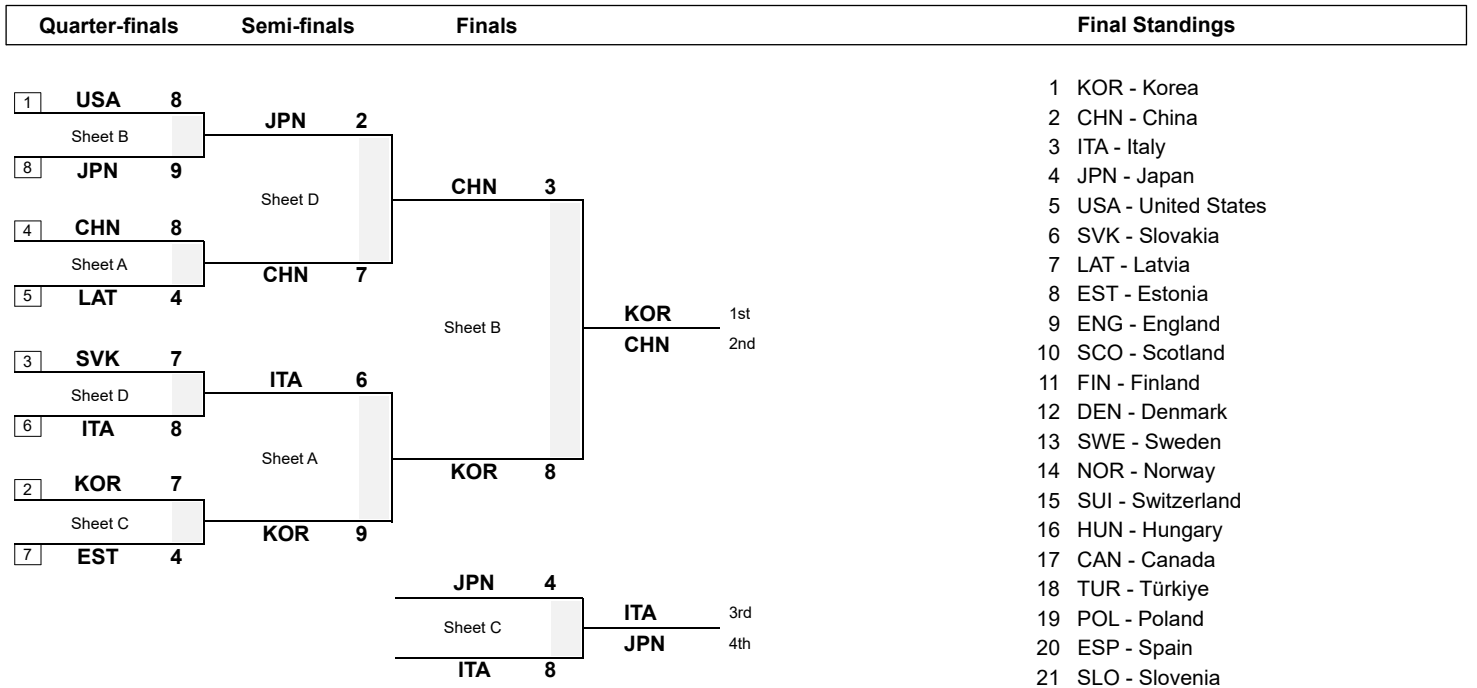
Group C									
Rank	Team	Games	Wins	Losses					
1	KOR - Korea	6	5	1	Q	w1	DSC	95.67cm	
2	CHN - China	6	5	1	Q	w1	DSC	96.61cm	
3	JPN - Japan	6	5	1	Q	w1	DSC	106.62cm	
4	DEN - Denmark	6	3	3					
5	SWE - Sweden	6	2	4					
6	HUN - Hungary	6	1	5					
7	ESP - Spain	6	0	6					

Competition Summary

Merged Group Standings

Rank	Team	Round Robin Results			Rank	Team	Round Robin Results		
		Group	Rank	DSC			Group	Rank	DSC
1	USA - United States	B	1	44.95cm	12	DEN - Denmark	C	4	167.05cm
2	KOR - Korea	C	1	95.67cm	13	SWE - Sweden	C	5	89.31cm
3	SVK - Slovakia	A	1	99.11cm	14	NOR - Norway	A	5	94.40cm
4	CHN - China	C	2	96.61cm	15	SUI - Switzerland	B	5	116.27cm
5	LAT - Latvia	A	2	110.63cm	16	HUN - Hungary	C	6	105.01cm
6	ITA - Italy	B	2	117.61cm	17	CAN - Canada	B	6	120.92cm
7	EST - Estonia	A	3	94.97cm	18	TUR - Türkiye	A	6	137.88cm
8	JPN - Japan	C	3	106.62cm	19	POL - Poland	A	7	101.86cm
9	ENG - England	B	3	134.62cm	20	ESP - Spain	C	7	111.18cm
10	SCO - Scotland	A	4	68.92cm	21	SLO - Slovenia	B	7	150.65cm
11	FIN - Finland	B	4	120.76cm					

Play-offs Bracket



Legend:	DSC Draw Shot Challenge	EE Extra End	L Loss
Q Qualified for the play-offs	W Win	wn Number of wins (n) against tied teams	

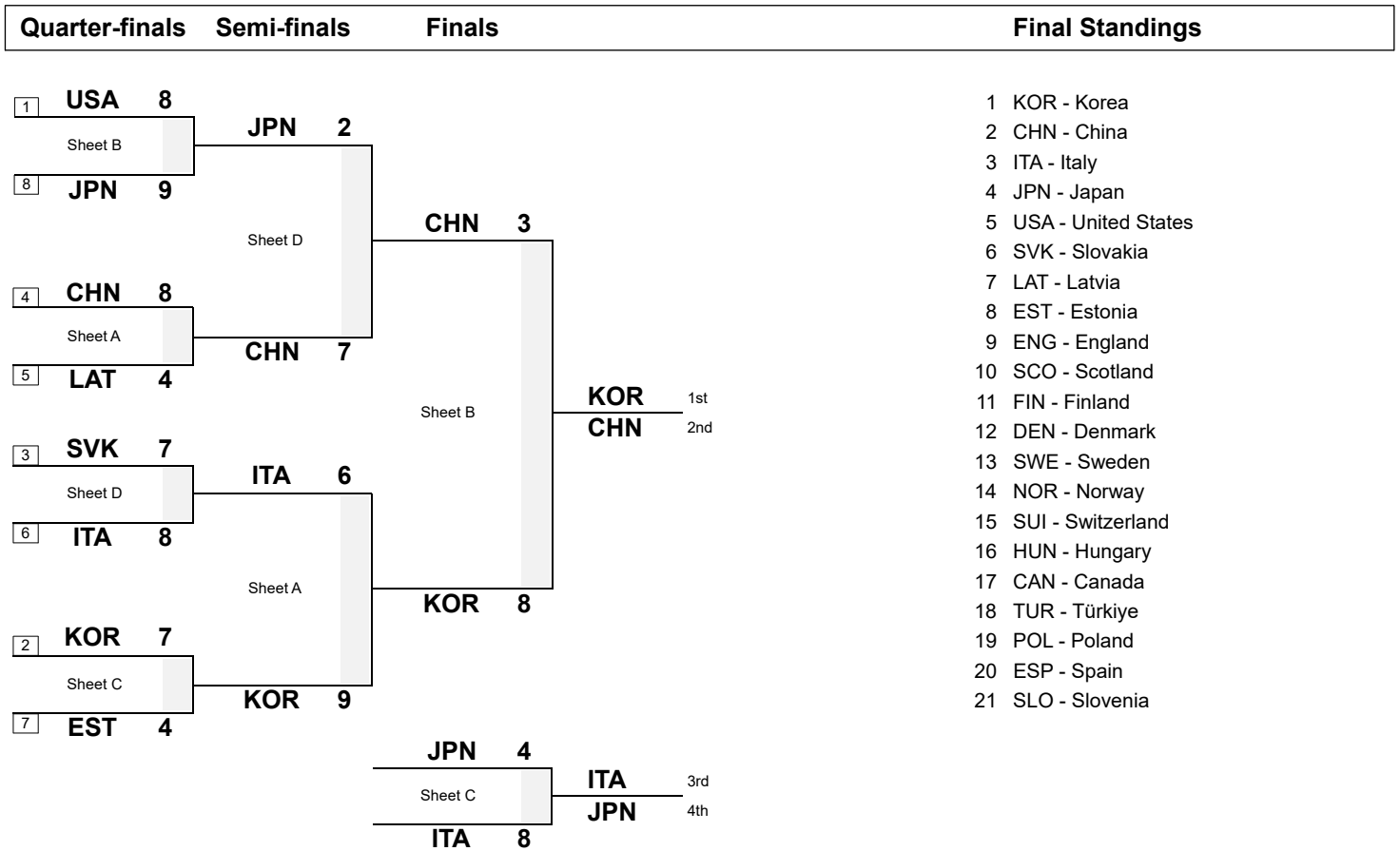
SAT 16 MAR 2024
Start Time 10:00

Finals

Session Results and Standings

Sheet	Team	LSD/LSFE	1	2	3	4	5	6	7	8	Extra Ends	Total
B	CHN - China	238.3cm	0	0	1	0	1	0	1	X		3
	KOR - Korea	157.3cm *	2	1	0	2	0	3	0	X		8
C	JPN - Japan	125.8cm *	1	1	0	1	1	0	0	X		4
	ITA - Italy	199.4cm	0	0	3	0	0	1	4	X		8

Play-offs Bracket



Legend:

- Power Play
- Unplayed/unfinished end due to concession
- LSD** Last Stone Draw
- LSFE(*)** Last Stone First End



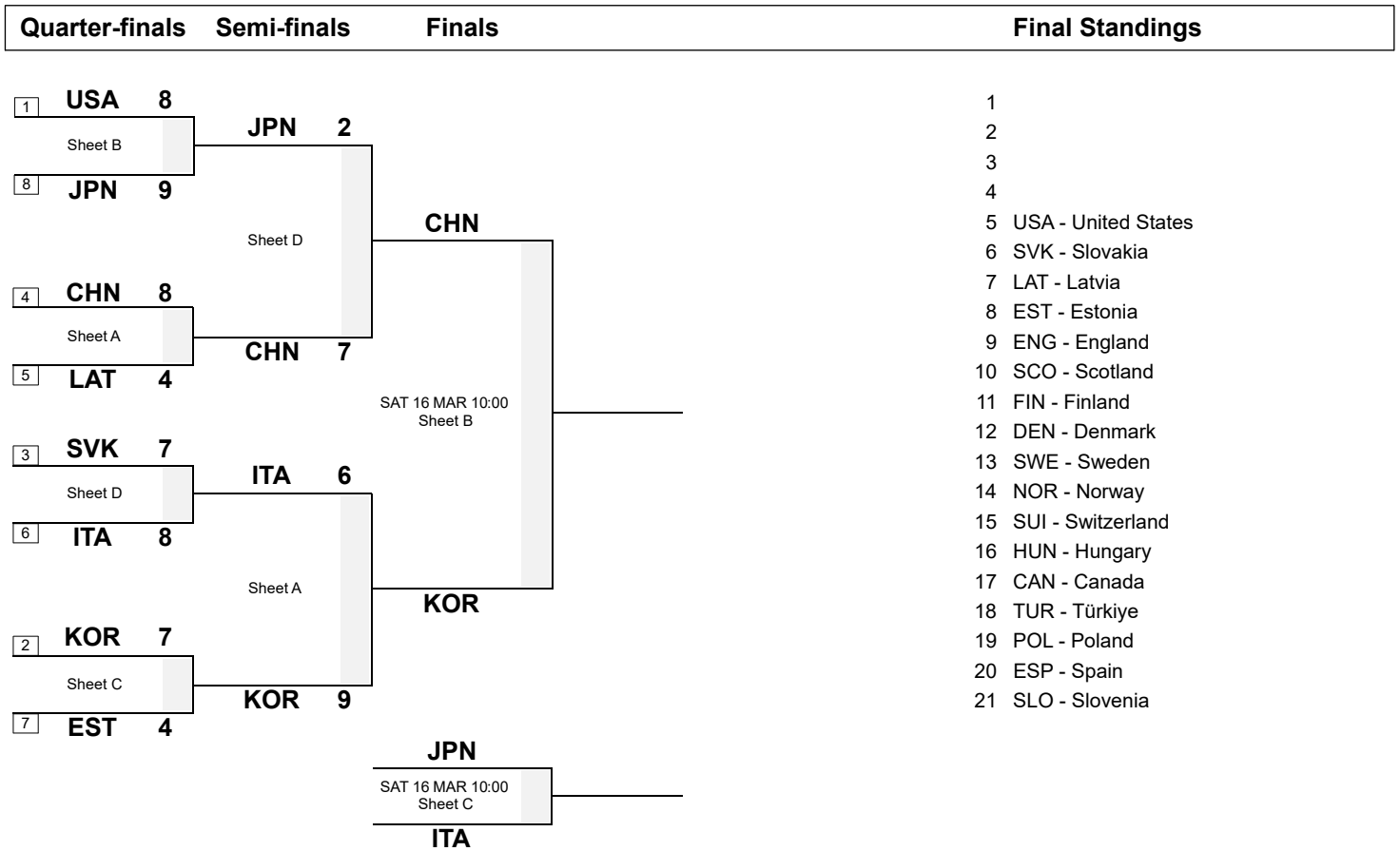
FRI 15 MAR 2024
Start Time 17:00

Semi-finals

Session Results and Standings

Sheet	Team	LSD/LSFE	1	2	3	4	5	6	7	8	Extra Ends	Total
A	KOR - Korea	259.5cm	0	1	2	1	0	5	0	X		9
	ITA - Italy	185.2cm *	1	0	0	0	1	0	4	X		6
D	JPN - Japan	225.0cm	0	0	1	0	1	0	0	X		2
	CHN - China	173.3cm *	1	1	0	3	0	1	1	X		7

Play-offs Bracket



Legend:

- Power Play
- Unplayed/unfinished end due to concession
- LSD** Last Stone Draw
- LSFE(*)** Last Stone First End



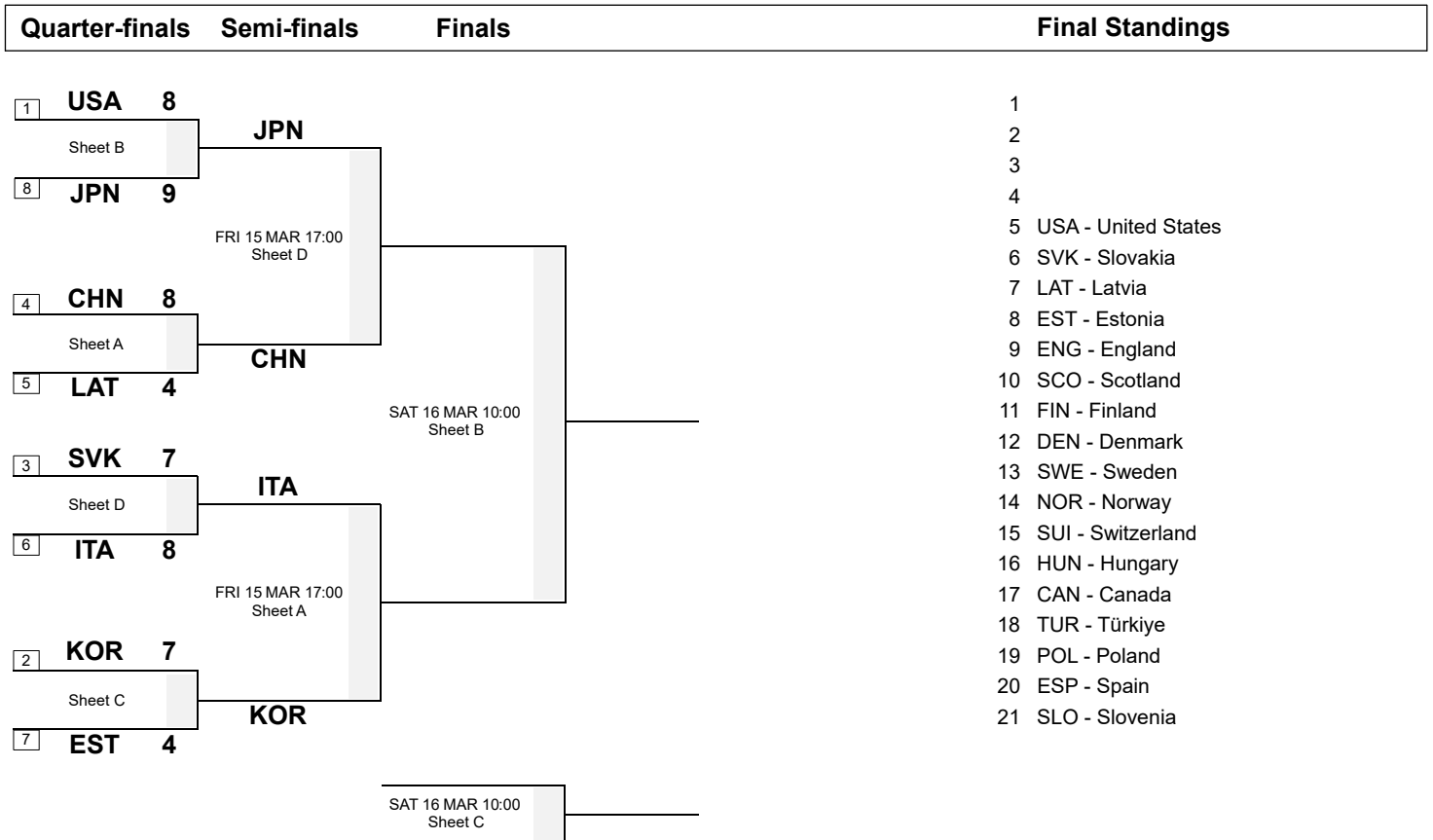
FRI 15 MAR 2024
Start Time 10:00

Quarter-Finals

Session Results and Standings

Sheet	Team	LSD/LSFE	1	2	3	4	5	6	7	8	Extra Ends	Total
A	LAT - Latvia	205.0cm *	4	0	0	0	0	0	0	X		4
	CHN - China	246.7cm	0	2	2	1	1	1	1	X		8
B	JPN - Japan	197.9cm	0	1	1	1	0	5	0	1		9
	USA - United States	167.1cm *	2	0	0	0	4	0	2	0		8
C	EST - Estonia	333.4cm	1	0	1	1	0	1	0	0		4
	KOR - Korea	213.3cm *	0	2	0	0	1	0	3	1		7
D	SVK - Slovakia	146.2cm *	1	0	0	5	0	0	1	0		7
	ITA - Italy	399.2cm	0	2	1	0	1	2	0	2		8

Play-offs Bracket



Legend:

Power Play

LSD Last Stone Draw

LSFE(*) Last Stone First End

X Unplayed/unfinished end due to concession

Competition Matrix

Group A

Team	EST	LAT	NOR	POL	SCO	SVK	TUR
EST		2 - 11	8 - 7	9 - 10	7 - 6	5 - 6	9 - 3
LAT	11 - 2		10 - 5	10 - 1	6 - 3	1 - 9	13 - 5
NOR	7 - 8	5 - 10		11 - 7	4 - 5	4 - 6	7 - 3
POL	10 - 9	1 - 10	7 - 11		8 - 5	3 - 9	L - W
SCO	6 - 7	3 - 6	5 - 4	5 - 8		3 - 11	7 - 5
SVK	6 - 5	9 - 1	6 - 4	9 - 3	11 - 3		4 - 6
TUR	3 - 9	5 - 13	3 - 7	W - L	5 - 7	6 - 4	

Standings after Round Robin

Rank	Team	Games	Wins	Losses			
1	SVK - Slovakia	6	5	1	Q	w1	DSC 99.11cm
2	LAT - Latvia	6	5	1	Q	w0	DSC 10.63cm
3	EST - Estonia	6	3	3	Q		DSC 94.97cm
4	SCO - Scotland	6	2	4		w2,1	
5	NOR - Norway	6	2	4		w2,0	
6	TUR - Türkiye	6	2	4		w1,1	
7	POL - Poland	6	2	4		w1,0	

Competition Matrix

Group B

Team	CAN	ENG	FIN	ITA	SLO	SUI	USA
CAN		4 - 6	7 - 9	6 - 5	9 - 1	3 - 6	5 - 6
ENG	6 - 4		8 - 3	3 - 12	10 - 3	6 - 5	4 - 8
FIN	9 - 7	3 - 8		6 - 11	9 - 1	10 - 7	2 - 9
ITA	5 - 6	12 - 3	11 - 6		6 - 2	10 - 6	5 - 9
SLO	1 - 9	3 - 10	1 - 9	2 - 6		7 - 11	2 - 7
SUI	6 - 3	5 - 6	7 - 10	6 - 10	11 - 7		2 - 13
USA	6 - 5	8 - 4	9 - 2	9 - 5	7 - 2	13 - 2	

Standings after Round Robin

Rank	Team	Games	Wins	Losses		
1	USA - United States	6	6	0	Q	DSC 44.95cm
2	ITA - Italy	6	4	2	Q	w1 DSC 117.61cm
3	ENG - England	6	4	2		w0 DSC 134.62cm
4	FIN - Finland	6	3	3		
5	SUI - Switzerland	6	2	4		w1
6	CAN - Canada	6	2	4		w0
7	SLO - Slovenia	6	0	6		

Competition Matrix

Group C

Team	CHN	DEN	ESP	HUN	JPN	KOR	SWE
CHN		9 - 7	12 - 2	9 - 7	11 - 4	2 - 8	10 - 5
DEN	7 - 9		6 - 4	7 - 3	3 - 8	7 - 10	W - L
ESP	2 - 12	4 - 6		L - W	4 - 7	6 - 11	3 - 10
HUN	7 - 9	3 - 7	W - L		5 - 6	3 - 12	4 - 9
JPN	4 - 11	8 - 3	7 - 4	6 - 5		6 - 3	7 - 6
KOR	8 - 2	10 - 7	11 - 6	12 - 3	3 - 6		7 - 5
SWE	5 - 10	L - W	10 - 3	9 - 4	6 - 7	5 - 7	

Standings after Round Robin

Rank	Team	Games	Wins	Losses			
1	KOR - Korea	6	5	1	Q	w1	DSC 95.67cm
2	CHN - China	6	5	1	Q	w1	DSC 96.61cm
3	JPN - Japan	6	5	1	Q	w1	DSC 106.62cm
4	DEN - Denmark	6	3	3			
5	SWE - Sweden	6	2	4			
6	HUN - Hungary	6	1	5			
7	ESP - Spain	6	0	6			

Legend:

DSC Draw Shot Challenge

W Win

L Loss

wn Number of wins (n) against tied teams

Q Qualified for the play-offs

Draw Shot Challenge by Group

Group A		Stone Rotation	Last Stone Draw in each Round Robin Game						DSC
Rank	Team		1	2	3	4	5	6	
1	SCO - Scotland	↻	175.9	35.8	47.6	10.9	199.6	86.5	68.92cm
		↻	60.8	138.6	74.6	64.6	120.2	49.6	
2	NOR - Norway	↻	53.3	199.6	44.5	117.9	110.1	44.0	94.40cm
		↻	199.6	22.8	65.2	199.6	122.8	163.8	
3	EST - Estonia	↻	108.5	103.0	75.2	61.6	163.9	129.6	94.97cm
		↻	199.6	22.5	86.2	134.1	65.1	166.4	
4	SVK - Slovakia	↻	149.7	106.5	199.6	172.1	199.6	182.9	99.11cm
		↻	92.0	30.0	63.5	43.9	115.3	35.2	
5	POL - Poland	↻	199.6	129.0	96.0	199.6	144.4	117.2	101.86cm
		↻	199.6	20.8	45.8	87.4	87.1	91.3	
6	LAT - Latvia	↻	99.5	13.8	45.4	199.6	199.6	161.6	110.63cm
		↻	199.6	199.6	88.1	98.9	77.8	122.0	
7	TUR - Türkiye	↻	199.6	90.6	199.6	136.3	119.8	184.7	137.88cm
		↻	199.6	85.3	97.2	66.1	199.6	199.6	

Group B		Stone Rotation	Last Stone Draw in each Round Robin Game						DSC
Rank	Team		1	2	3	4	5	6	
1	USA - United States	↻	7.9	46.9	48.9	47.7	171.5	16.2	44.95cm
		↻	57.2	144.0	49.7	199.6	21.2	9.8	
2	SUI - Switzerland	↻	199.6	79.3	46.9	56.6	199.6	57.3	116.27cm
		↻	199.6	199.6	199.6	199.6	71.7	52.5	
3	ITA - Italy	↻	94.8	61.6	199.6	81.8	46.6	72.5	117.61cm
		↻	59.0	199.6	199.6	199.6	199.6	161.0	
4	FIN - Finland	↻	199.6	107.3	199.6	164.4	83.0	140.3	120.76cm
		↻	199.6	27.3	161.6	62.6	134.9	126.6	
5	CAN - Canada	↻	144.5	155.0	143.3	193.3	199.6	199.6	120.92cm
		↻	64.0	26.0	149.6	111.0	119.7	102.8	
6	ENG - England	↻	180.8	188.1	199.6	132.3	47.4	47.8	134.62cm
		↻	147.7	199.6	119.2	199.6	83.7	199.6	
7	SLO - Slovenia	↻	141.4	199.6	55.8	199.6	199.6	121.5	150.65cm
		↻	199.6	144.8	45.0	199.6	199.6	199.6	

Draw Shot Challenge by Group

Group C		Stone Rotation	Last Stone Draw in each Round Robin Game						DSC
Rank	Team		1	2	3	4	5	6	
1	SWE - Sweden	↻	154.0	97.7	199.6	52.0	13.2	92.0	89.31cm
		↻	10.1	44.1	199.6	199.6	199.6	30.8	
2	KOR - Korea	↻	199.6	93.4	128.3	4.5	91.3	52.3	95.67cm
		↻	145.7	46.3	125.7	146.4	199.6	122.8	
3	CHN - China	↻	199.6	116.1	199.6	199.6	15.6	199.6	96.61cm
		↻	120.2	7.8	113.1	84.5	56.2	53.4	
4	HUN - Hungary	↻	199.6	199.6	165.3	199.6	65.0	178.6	105.01cm
		↻	110.3	34.2	92.4	11.9	45.1	147.7	
5	JPN - Japan	↻	132.8	8.2	77.1	199.6	199.6	199.6	106.62cm
		↻	179.2	199.6	100.0	55.8	77.2	36.7	
6	ESP - Spain	↻	199.6	199.6	48.0	84.8	199.6	199.6	111.18cm
		↻	52.4	68.7	55.7	199.6	3.8	199.6	
7	DEN - Denmark	↻	166.5	199.6	199.6	178.7	199.6	120.9	167.05cm
		↻	139.0	199.6	199.6	67.4	199.6	199.6	

Note:

The Draw Shot Challenge (DSC) is the average distance of all the individual Last Stone Draws (LSD), which were delivered by a team during the round robin. The two least favourable results will be eliminated before calculating the average distance. The team with the lesser DSC receives the higher ranking. If the DSCs are equal then the team with the best non-equal counting LSD receives the higher ranking. In the case where all counting LSDs are equal, the team ranked higher in the official WCF World Rankings is ranked higher.

Legend:

↻ Clockwise

↻ Counter-clockwise

DSC Draw Shot Challenge

~~nnn.n~~ Eliminated Last Stone Draw

Power Play Analysis

Team	Games	Number of Power Plays	Points Scored in Power Play							
			<0	0/X	1	2	3	4	>4	Total
CAN - Canada	6	5	3	0	1	0	0	1	0	1
CHN - China	6	6	0	0	2	1	2	1	0	14
DEN - Denmark	6	2	1	0	0	0	1	0	0	2
ENG - England	6	2	1	0	1	0	0	0	0	0
ESP - Spain	6	4	3	0	0	1	0	0	0	-4
EST - Estonia	6	4	1	0	0	1	1	1	0	8
FIN - Finland	6	1	1	0	0	0	0	0	0	-1
HUN - Hungary	6	5	2	0	0	1	2	0	0	5
ITA - Italy	6	4	2	1	0	1	0	0	0	-1
JPN - Japan	6	3	1	0	0	2	0	0	0	3
KOR - Korea	6	2	1	0	1	0	0	0	0	0
LAT - Latvia	6	4	1	0	0	0	2	1	0	9
NOR - Norway	6	5	2	0	2	0	0	1	0	4
POL - Poland	6	6	3	0	1	0	1	0	1	6
SCO - Scotland	6	5	1	0	3	0	0	1	0	6
SLO - Slovenia	6	5	3	0	0	1	1	0	0	2
SUI - Switzerland	6	5	2	0	2	0	0	1	0	4
SVK - Slovakia	6	2	1	0	1	0	0	0	0	0
SWE - Sweden	6	3	2	0	0	1	0	0	0	-2
TUR - Türkiye	6	3	1	0	1	0	1	0	0	2
USA - United States	6	3	0	1	1	1	0	0	0	3
Total	6	3	0	1	1	1	0	0	0	3

Note:
Power Play can be used once per game by each team and only when the team has the last stone advantage. Power Play cannot be used in extra ends.

Legend:
 <0 Ends scored by the opponent team >4 More than four points scored X Unfinished end due to concession

Power Play Analysis

Team	Games	Number of Power Plays	Points Scored in Power Play							Total
			<0	0/X	1	2	3	4	>4	
CAN - Canada	6	5	3	0	1	0	0	1	0	1
CHN - China	6	6	0	0	2	1	2	1	0	14
DEN - Denmark	6	2	1	0	0	0	1	0	0	2
ENG - England	6	2	1	0	1	0	0	0	0	0
ESP - Spain	6	4	3	0	0	1	0	0	0	-4
EST - Estonia	6	4	1	0	0	1	1	1	0	8
FIN - Finland	6	1	1	0	0	0	0	0	0	-1
HUN - Hungary	6	5	2	0	0	1	2	0	0	5
ITA - Italy	6	4	2	1	0	1	0	0	0	-1
JPN - Japan	6	3	1	0	0	2	0	0	0	3
KOR - Korea	6	2	1	0	1	0	0	0	0	0
LAT - Latvia	6	4	1	0	0	0	2	1	0	9
NOR - Norway	6	5	2	0	2	0	0	1	0	4
POL - Poland	6	6	3	0	1	0	1	0	1	6
SCO - Scotland	6	5	1	0	3	0	0	1	0	6
SLO - Slovenia	6	5	3	0	0	1	1	0	0	2
SUI - Switzerland	6	5	2	0	2	0	0	1	0	4
SVK - Slovakia	6	2	1	0	1	0	0	0	0	0
SWE - Sweden	6	3	2	0	0	1	0	0	0	-2
TUR - Türkiye	6	3	1	0	1	0	1	0	0	2
USA - United States	6	3	0	1	1	1	0	0	0	3
Total	6	3	0	1	1	1	0	0	0	3

Note:
Power Play can be used once per game by each team and only when the team has the last stone advantage. Power Play cannot be used in extra ends.

Legend:
<0 Ends scored by the opponent team >4 More than four points scored X Unfinished end due to concession

THU 14 MAR 2024
Start Time 19:30

Round Robin Session 16

Session Results and Standings

Sheet	Team	LSD/LSFE	1	2	3	4	5	6	7	8	Extra Ends	Total
A	ITA - Italy	233.5cm	1	1	0	0	5	0	2	1		10
	SUI - Switzerland	109.8cm *	0	0	3	2	0	1	0	0		6
B	CAN - Canada	302.4cm	1	2	0	1	0	1	0	0		5
	USA - United States	26.0cm *	0	0	2	0	1	0	1	2		6
C	LAT - Latvia	283.6cm *	2	3	0	1	2	2	1	X		11
	EST - Estonia	296.0cm	0	0	2	0	0	0	0	X		2
D	SCO - Scotland	136.1cm *	0	0	1	1	1	0	1	1		5
	NOR - Norway	207.8cm	2	1	0	0	0	1	0	0		4

Standings after Round Robin

Group A

Rank	Team	Games	Wins	Losses	
1	SVK - Slovakia	6	5	1	Q w1 DSC 99.11cm
2	LAT - Latvia	6	5	1	Q w0 DSC 110.63cm
3	EST - Estonia	6	3	3	Q DSC 94.97cm
4	SCO - Scotland	6	2	4	w2,1
5	NOR - Norway	6	2	4	w2,0
6	TUR - Türkiye	6	2	4	w1,1
7	POL - Poland	6	2	4	w1,0

Group B

Rank	Team	Games	Wins	Losses	
1	USA - United States	6	6	0	Q DSC 44.95cm
2	ITA - Italy	6	4	2	Q w1 DSC 117.61cm
3	ENG - England	6	4	2	w0 DSC 134.62cm
4	FIN - Finland	6	3	3	
5	SUI - Switzerland	6	2	4	w1
6	CAN - Canada	6	2	4	w0
7	SLO - Slovenia	6	0	6	

Group C

Rank	Team	Games	Wins	Losses	
1	KOR - Korea	6	5	1	Q w1 DSC 95.67cm
2	CHN - China	6	5	1	Q w1 DSC 96.61cm
3	JPN - Japan	6	5	1	Q w1 DSC 106.62cm
4	DEN - Denmark	6	3	3	
5	SWE - Sweden	6	2	4	
6	HUN - Hungary	6	1	5	
7	ESP - Spain	6	0	6	

Legend:

<input type="checkbox"/> Power Play	DSC Draw Shot Challenge	LSD Last Stone Draw
LSFE (*) Last Stone First End	Q Qualified for the play-offs	wn Number of wins (n) against tied teams
X Unplayed/unfinished end due to concession		

THU 14 MAR 2024
Start Time 16:00

Round Robin Session 15

Session Results and Standings

Sheet	Team	LSD/LSFE	1	2	3	4	5	6	7	8	Extra Ends	Total
A	SWE - Sweden	122.8cm *	1	2	1	0	2	0	3	X		9
	HUN - Hungary	326.3cm	0	0	0	3	0	1	0	X		4
B	CHN - China	253.0cm	0	0	0	0	1	0	1	X		2
	KOR - Korea	175.1cm *	2	1	1	2	0	2	0	X		8
C	ENG - England	247.4cm *	1	1	1	2	0	2	3	X		10
	SLO - Slovenia	321.1cm	0	0	0	0	3	0	0	X		3

Current Standings

Group A					Group B				
Rank	Team	Games	Wins	Losses	Rank	Team	Games	Wins	Losses
1	SVK - Slovakia	6	5	1 Q	1	USA - United States	5	5	0 Q
2	LAT - Latvia	5	4	1	2	ENG - England	6	4	2
3	EST - Estonia	5	3	2	3	ITA - Italy	5	3	2
4	NOR - Norway	5	2	3	4	FIN - Finland	6	3	3
5	POL - Poland	6	2	4	5	CAN - Canada	5	2	3
5	TUR - Türkiye	6	2	4	5	SUI - Switzerland	5	2	3
7	SCO - Scotland	5	1	4	7	SLO - Slovenia	6	0	6

Group C										
Rank	Team	Games	Wins	Losses						
1	KOR - Korea	6	5	1 Q	w1	DSC	95.67cm			
2	CHN - China	6	5	1 Q	w1	DSC	96.61cm			
3	JPN - Japan	6	5	1	w1	DSC	106.62cm			
4	DEN - Denmark	6	3	3						
5	SWE - Sweden	6	2	4						
6	HUN - Hungary	6	1	5						
7	ESP - Spain	6	0	6						

Note:
Under WCF rules, tie-breaking rules for standings are not applied until after the last game of the round robin.

Legend:
 Power Play **DSC** Draw Shot Challenge **LSD** Last Stone Draw
LSFE(*) Last Stone First End **Q** Qualified for the play-offs **wn** Number of wins (n) against tied teams
X Unplayed/unfinished end due to concession

THU 14 MAR 2024
Start Time 9:00

Round Robin Session 13

Session Results and Standings

Sheet	Team	LSD/LSFE	1	2	3	4	5	6	7	8	Extra Ends	Total
A	KOR - Korea	290.9cm	0	0	0	0	1	2	0	0		3
	JPN - Japan	236.3cm *	1	1	1	1	0	0	1	1		6
B	SUI - Switzerland	271.3cm	4	0	0	0	0	1	0	2		7
	FIN - Finland	266.9cm *	0	1	4	2	1	0	2	0		10
C	ESP - Spain	399.2cm	0	1	1	1	1	0	0	0		4
	DEN - Denmark	320.5cm *	1	0	0	0	0	3	1	1		6
D	SWE - Sweden	212.8cm	0	2	1	1	1	0	0	X		5
	CHN - China	71.8cm *	3	0	0	0	0	4	3	X		10

Current Standings

Group A					Group B				
Rank	Team	Games	Wins	Losses	Rank	Team	Games	Wins	Losses
1	LAT - Latvia	5	4	1	1	USA - United States	4	4	0
1	SVK - Slovakia	5	4	1	2	ITA - Italy	4	3	1
3	EST - Estonia	4	3	1	3	ENG - England	5	3	2
4	NOR - Norway	4	2	2	4	FIN - Finland	6	3	3
5	TUR - Türkiye	5	2	3	5	CAN - Canada	5	2	3
6	POL - Poland	5	1	4	5	SUI - Switzerland	5	2	3
7	SCO - Scotland	4	0	4	7	SLO - Slovenia	5	0	5

Group C				
Rank	Team	Games	Wins	Losses
1	CHN - China	5	5	0
2	JPN - Japan	6	5	1
3	KOR - Korea	5	4	1
4	DEN - Denmark	6	3	3
5	HUN - Hungary	5	1	4
5	SWE - Sweden	5	1	4
7	ESP - Spain	6	0	6

Note:
Under WCF rules, tie-breaking rules for standings are not applied until after the last game of the round robin.

Legend:
 Power Play **LSD** Last Stone Draw **LSFE(*)** Last Stone First End
X Unplayed/unfinished end due to concession

Session Results and Standings

Sheet	Team	LSD/LSFE	1	2	3	4	5	6	7	8	Extra Ends	Total
A	EST - Estonia	195.7cm	0	1	1	2	0	2	0	1		7
	SCO - Scotland	75.5cm *	1	0	0	0	4	0	1	0		6
B	POL - Poland	231.5cm *	0	0	0	0	1	0	2	X		3
	SVK - Slovakia	314.9cm	1	1	2	1	0	4	0	X		9
C	SWE - Sweden	251.6cm	1	0	0	1	0	2	0	1		5
	KOR - Korea	150.9cm *	0	3	1	0	2	0	1	0		7
D	TUR - Türkiye	319.4cm	0	1	0	1	0	3	0	X		5
	LAT - Latvia	277.4cm *	1	0	5	0	4	0	3	X		13

Current Standings

Group A					Group B				
Rank	Team	Games	Wins	Losses	Rank	Team	Games	Wins	Losses
1	LAT - Latvia	5	4	1	1	USA - United States	3	3	0
1	SVK - Slovakia	5	4	1	2	ITA - Italy	4	3	1
3	EST - Estonia	4	3	1	3	SUI - Switzerland	3	2	1
4	NOR - Norway	4	2	2	4	CAN - Canada	4	2	2
5	TUR - Türkiye	5	2	3	4	ENG - England	4	2	2
6	POL - Poland	5	1	4	6	FIN - Finland	4	1	3
7	SCO - Scotland	4	0	4	7	SLO - Slovenia	4	0	4

Group C				
Rank	Team	Games	Wins	Losses
1	CHN - China	4	4	0
1	KOR - Korea	4	4	0
3	JPN - Japan	5	4	1
4	DEN - Denmark	5	2	3
5	SWE - Sweden	4	1	3
6	ESP - Spain	4	0	4
6	HUN - Hungary	4	0	4

Note:
Under WCF rules, tie-breaking rules for standings are not applied until after the last game of the round robin.

Legend:
 Power Play **LSD** Last Stone Draw **LSFE(*)** Last Stone First End
X Unplayed/unfinished end due to concession

WED 13 MAR 2024
Start Time 12:30

Round Robin Session 10

Session Results and Standings

Sheet	Team	LSD/LSFE	1	2	3	4	5	6	7	8	Extra Ends	Total
A	CHN - China	284.1cm *	2	2	2	3	2	0	1	X		12
	ESP - Spain	284.4cm	0	0	0	0	0	2	0	X		2
B	SLO - Slovenia	399.2cm	0	0	0	1	0	0	1	X		2
	ITA - Italy	281.4cm *	1	2	1	0	1	1	0	X		6
C	CAN - Canada	304.3cm	1	0	1	0	4	0	1	X		7
	FIN - Finland	227.0cm *	0	4	0	2	0	3	0	X		9
D	ENG - England	331.9cm	0	3	0	0	0	0	1	X		4
	USA - United States	98.6cm *	1	0	1	4	1	1	0	X		8

Current Standings

Group A					Group B				
Rank	Team	Games	Wins	Losses	Rank	Team	Games	Wins	Losses
1	LAT - Latvia	4	3	1	1	USA - United States	3	3	0
1	SVK - Slovakia	4	3	1	2	ITA - Italy	4	3	1
3	EST - Estonia	3	2	1	3	SUI - Switzerland	3	2	1
4	NOR - Norway	4	2	2	4	CAN - Canada	4	2	2
4	TUR - Türkiye	4	2	2	4	ENG - England	4	2	2
6	POL - Poland	4	1	3	6	FIN - Finland	4	1	3
7	SCO - Scotland	3	0	3	7	SLO - Slovenia	4	0	4
Group C									
Rank	Team	Games	Wins	Losses					
1	CHN - China	4	4	0					
2	JPN - Japan	5	4	1					
3	KOR - Korea	3	3	0					
4	DEN - Denmark	5	2	3					
5	SWE - Sweden	3	1	2					
6	ESP - Spain	4	0	4					
6	HUN - Hungary	4	0	4					

Note:
Under WCF rules, tie-breaking rules for standings are not applied until after the last game of the round robin.

Legend:
 Power Play **LSD** Last Stone Draw **LSFE(*)** Last Stone First End
X Unplayed/unfinished end due to concession

TUE 12 MAR 2024
Start Time 16:00

Round Robin Session 7

Session Results and Standings

Sheet	Team	LSD/LSFE	1	2	3	4	5	6	7	8	Extra Ends	Total
A	CAN - Canada	292.9cm *	0	1	1	0	1	0	2	1		6
	ITA - Italy	399.2cm	1	0	0	3	0	1	0	0		5
B	FIN - Finland	361.2cm	0	0	2	1	0	0	0	0		3
	ENG - England	318.8cm *	2	2	0	0	1	1	1	1		8
C	SLO - Slovenia	100.8cm *	2	2	0	0	1	0	2	0		7
	SUI - Switzerland	246.5cm	0	0	3	3	0	4	0	1		11
D	SVK - Slovakia	263.1cm	0	2	1	1	0	1	0	1		6
	EST - Estonia	161.4cm *	1	0	0	0	1	0	3	0		5

Current Standings

Group A					Group B				
Rank	Team	Games	Wins	Losses	Rank	Team	Games	Wins	Losses
1	SVK - Slovakia	3	3	0	1	USA - United States	2	2	0
2	EST - Estonia	3	2	1	2	CAN - Canada	3	2	1
2	LAT - Latvia	3	2	1	2	ENG - England	3	2	1
2	NOR - Norway	3	2	1	2	ITA - Italy	3	2	1
5	POL - Poland	2	0	2	2	SUI - Switzerland	3	2	1
5	SCO - Scotland	2	0	2	6	FIN - Finland	3	0	3
5	TUR - Türkiye	2	0	2	6	SLO - Slovenia	3	0	3
Group C									
Rank	Team	Games	Wins	Losses					
1	CHN - China	3	3	0					
2	KOR - Korea	2	2	0					
3	JPN - Japan	3	2	1					
4	SWE - Sweden	2	1	1					
5	DEN - Denmark	3	1	2					
6	ESP - Spain	2	0	2					
7	HUN - Hungary	3	0	3					

Note:
Under WCF rules, tie-breaking rules for standings are not applied until after the last game of the round robin.

Legend:
 Power Play **LSD** Last Stone Draw **LSFE(*)** Last Stone First End

TUE 12 MAR 2024
Start Time 9:00

Round Robin Session 5

Session Results and Standings

Sheet	Team	LSD/LSFE	1	2	3	4	5	6	7	8	Extra Ends	Total
A	SUI - Switzerland	278.9cm *	0	1	0	2	1	0	1	0		5
	ENG - England	387.7cm	1	0	2	0	0	2	0	1		6
B	USA - United States	190.9cm *	1	0	2	0	1	2	1	X		7
	SLO - Slovenia	344.4cm	0	1	0	1	0	0	0	X		2
C	NOR - Norway	109.7cm *	0	2	1	2	0	2	0	X		7
	TUR - Türkiye	175.9cm	1	0	0	0	1	0	1	X		3
D	FIN - Finland	134.6cm *	3	0	0	2	0	0	1	X		6
	ITA - Italy	261.2cm	0	2	3	0	2	4	0	X		11

Current Standings

Group A					Group B				
Rank	Team	Games	Wins	Losses	Rank	Team	Games	Wins	Losses
1	EST - Estonia	2	2	0	1	ITA - Italy	2	2	0
1	SVK - Slovakia	2	2	0	1	USA - United States	2	2	0
3	NOR - Norway	3	2	1	3	CAN - Canada	2	1	1
4	LAT - Latvia	2	1	1	3	ENG - England	2	1	1
5	SCO - Scotland	1	0	1	3	SUI - Switzerland	2	1	1
6	POL - Poland	2	0	2	6	FIN - Finland	2	0	2
6	TUR - Türkiye	2	0	2	6	SLO - Slovenia	2	0	2

Group C				
Rank	Team	Games	Wins	Losses
1	CHN - China	2	2	0
1	KOR - Korea	2	2	0
3	DEN - Denmark	2	1	1
3	JPN - Japan	2	1	1
5	ESP - Spain	1	0	1
5	SWE - Sweden	1	0	1
7	HUN - Hungary	2	0	2

Note:
Under WCF rules, tie-breaking rules for standings are not applied until after the last game of the round robin.

Legend:
 Power Play **LSD** Last Stone Draw **LSFE(*)** Last Stone First End
 Unplayed/unfinished end due to concession

MON 11 MAR 2024
Start Time 19:30

Round Robin Session 4

Session Results and Standings

Sheet	Team	LSD/LSFE	1	2	3	4	5	6	7	8	Extra Ends	Total
A	DEN - Denmark	399.2cm	1	0	0	3	0	0	2	2		W
	SWE - Sweden	164.1cm *	0	2	1	0	3	2	0	0	/	L
B	KOR - Korea	139.7cm *	4	0	1	0	4	2	1	X		12
	HUN - Hungary	233.8cm	0	2	0	1	0	0	0	X		3
C	CHN - China	123.9cm *	5	0	2	0	0	3	1	X		11
	JPN - Japan	207.8cm	0	1	0	1	2	0	0	X		4
D	SLO - Slovenia	341.0cm	0	0	1	0	0	0	X	X		1
	CAN - Canada	181.0cm *	3	3	0	1	1	1	X	X		9

Current Standings

Group A					Group B				
Rank	Team	Games	Wins	Losses	Rank	Team	Games	Wins	Losses
1	EST - Estonia	2	2	0	1	ITA - Italy	1	1	0
1	SVK - Slovakia	2	2	0	1	SUI - Switzerland	1	1	0
3	LAT - Latvia	2	1	1	1	USA - United States	1	1	0
3	NOR - Norway	2	1	1	4	CAN - Canada	2	1	1
5	SCO - Scotland	1	0	1	5	ENG - England	1	0	1
5	TUR - Türkiye	1	0	1	5	FIN - Finland	1	0	1
7	POL - Poland	2	0	2	5	SLO - Slovenia	1	0	1

Group C				
Rank	Team	Games	Wins	Losses
1	CHN - China	2	2	0
1	KOR - Korea	2	2	0
3	DEN - Denmark	2	1	1
3	JPN - Japan	2	1	1
5	ESP - Spain	1	0	1
5	SWE - Sweden	1	0	1
7	HUN - Hungary	2	0	2

Note:
Under WCF rules, tie-breaking rules for standings are not applied until after the last game of the round robin.

Legend:
 Power Play / Team ran out of time L Loss
LSD Last Stone Draw **LSFE(*)** Last Stone First End **W** Win
X Unplayed/unfinished end due to concession

SPORTS COMMUNICATION

SUMMARY

World Wheelchair Mixed Doubles Curling Championship 2024: Change of the Draw 2 Time

DETAILS

Due to the opening ceremony, it has been decided to shift the start of Draw 2 on Monday, 11 March from 12:30 to 13:00. The first practice will begin at 12:35. The rescheduling is to allow for more preparation time between the ceremony and the start of the games.

The times for other games remain unchanged.

Issued by: Jiří Snítíl, WWhMDCC Technical Delegate
Time: 17:00 KST
Date: 10 March 2024

Entry List by Event

As of SAT 9 MAR 2024

CAN - Canada		Group B
F	JOSEPH Collinda	R
M	THIESSEN Dennis	L
C	FERGUSON Dana	
O	TURCOTTE Kyle	

CHN - China		Group C
F	WANG Meng	R
M	YANG Jinqiao	R
C	RU Xia	
O	REN Fang	

DEN - Denmark		Group C
F	SCHMIDT Helle	R
M	OERBAEK Kenneth	R
C	CHRISTENSEN Per	
2C	CHRISTIANSEN Benjamin	

ENG - England		Group B
F	ASPEY Karen	R
M	PIMBLETT Stewart	R
C	LENTON Tony	
2C	LENTON Rosemary	

ESP - Spain		Group C
F	NADAL RODRIGUEZ Anna	L
M	TRAMONT Bertrand	R
C	FERNANDEZ PICADO Maria	
O	MORENO LOZANO Miguel	

EST - Estonia		Group A
F	RIIDEBACH Katlin	R
M	MATAS Mait	R
C	ANDRE Aleksander	
O	-	

FIN - Finland		Group B
F	LAMPINEN Ritva	R
M	TUOMAALA Harry	R
C	IKAVALKO Lauri	
O	OKSANEN Taru	

HUN - Hungary		Group C
F	SASADI Aniko	L
M	BARKOCZI Peter	L
C	ROZGONYI Gergely	
O	-	

ITA - Italy		Group B
F	BERTO Orietta	R
M	IORIATTI Paolo	R
C	MAINO Roberto	
O	GIACCHE Barbara	

JPN - Japan		Group C
F	OGAWA Aki	R
M	NAKAJIMA Yoji	R
C	IINO Akiko	
2C	OGIHARA Eri	

KOR - Korea		Group C
F	CHO Minkyong	R
M	JEONG Taeyeong	R
C	PARK Mihye	
NC	HWANG Bongkyeong	

LAT - Latvia		Group A
F	ROZKOVA Polina	R
M	LASMANS Agris	R
C	LILL Erkki (EST)	
O	-	

NOR - Norway		Group A
F	IVERSEN Rikke	R
M	LORENTSEN Rune	R
C	INGVALDSEN Elin	
O	-	

POL - Poland		Group A
F	BODYCH Monika	R
M	WASZEK Lukasz	R
C	SCHROEDER Agnieszka	
2C	WOSINSKA Monika	

SCO - Scotland		Group A
F	MCKENNA Charlotte	R
M	SMITH Gary	R
C	RYDER Niall (GBR)	
O	LEITH David (GBR)	

SLO - Slovenia		Group B
F	JEGLIC Jovita	R
M	ZEROVNIK Robert	R
C	VERBINC Gregor	
2C	CULIC Jure	

Competition Officials

As of THU 29 FEB 2024

Function	Name	Organisation
WCF President:	WELLING Beau	USA - United States
WCF Head of Competitions:	ROETHLISBERGER Eeva	SUI - Switzerland
WCF Technical Delegate:	SNITIL Jiri	CZE - Czechia
Chief Umpire:	GOWER Michele	CAN - Canada
Deputy Chief Umpire:	IMLAY David	SCO - Scotland
Game Umpires:	DE LOTTO Giorgia	ITA - Italy
	KIM Se-Mi	KOR - Korea
	KOO Maerang	KOR - Korea
	MINNS Cheryl	CAN - Canada
	TRAILA Octavia	ROU - Romania
Chief Timer:	WALKER Stuart	SCO - Scotland
Deputy Chief Timers:	LI Lingshu	CHN - China
Chief Ice Technician:	CALLAN Mark	SCO - Scotland
Deputy Chief Ice Technician:	SKAGA Ingvild	NOR - Norway
Chief Classifier:	NEWELL Emilie	CAN - Canada
Classifier Panellist:	LI Peihong	CHN - China
	PARK Joo Young	KOR - Korea
	SHATIL Sari	KOR - Korea



Competition Schedule

REVISED
10 MAR 18:42

As of SUN 10 MAR 2024

Date	Start Time	Session	Sheet A	Sheet B	Sheet C	Sheet D
MON 11 MAR	9:00	1	USA - FIN	EST - TUR	POL - NOR	LAT - SVK
	13:00	2	HUN - CHN	JPN - ESP	SUI - CAN	KOR - DEN
	16:00	3	NOR - EST	LAT - POL	SVK - SCO	ITA - ENG
	19:30	4	DEN - SWE	KOR - HUN	CHN - JPN	SLO - CAN
TUE 12 MAR	9:00	5	SUI - ENG	USA - SLO	NOR - TUR	FIN - ITA
	12:30	6	SCO - LAT	ESP - SWE	DEN - CHN	JPN - HUN
	16:00	7	CAN - ITA	FIN - ENG	SLO - SUI	SVK - EST
	19:30	8	POL - TUR	HUN - DEN	JPN - SWE	ESP - KOR
WED 13 MAR	9:00	9	TUR - SVK	NOR - LAT	SCO - POL	DEN - JPN
	12:30	10	CHN - ESP	SLO - ITA	CAN - FIN	ENG - USA
	16:00	11	EST - SCO	POL - SVK	SWE - KOR	TUR - LAT
	19:30	12	FIN - SLO	ENG - CAN	HUN - ESP	USA - SUI
THU 14 MAR	9:00	13	KOR - JPN	SUI - FIN	ESP - DEN	SWE - CHN
	12:30	14	SVK - NOR	TUR - SCO	ITA - USA	EST - POL
	16:00	15	SWE - HUN	CHN - KOR	ENG - SLO	
	19:30	16	ITA - SUI	CAN - USA	LAT - EST	SCO - NOR
FRI 15 MAR	10:00	Quarter-Finals				
	17:00	Semi-finals				
SAT 16 MAR	10:00	Finals				

Note:

First named team in each game plays red-handled stones and wears dark coloured upper playing garments. Please check online for more details and the latest updates.

REVISED

Start time of Session 2 adjusted to 13:00, see Sport Communication for further details